

HARDWARE / KNOBS



NEXT

Hardware

| | |
|--------------------------------|----------|
| Alligator Clips | 95 |
| Adhesive..... | 332 |
| Antennas | |
| Flexible..... | 253 |
| Telescoping..... | 253 |
| Bumpers..... | 314 |
| Cable Mounting | |
| Accessories..... | 72-74 |
| Clamps..... | 72, 92 |
| Clips..... | 72-75 |
| Kits..... | 72 |
| Spiral Wrap..... | 72 |
| Split Loom Tubing..... | 72 |
| Ties..... | 72-74 |
| Twist Lock..... | 72 |
| Cable Tie Gun..... | 72, 74 |
| Capacitor Mount..... | 208, 218 |
| Computer Cables, Adaptors..... | 133 |
| Fasteners, Hook and Loop..... | 332 |
| Grommets..... | 314 |
| Ground Lugs..... | 314 |
| Hole Plugs..... | 314 |
| Jack Screws..... | 133 |
| Knurled Nut Tool..... | 317 |
| Locking Terminal Lugs..... | 314 |
| LED Mounts..... | 62, 63 |

Hardware (cont.)

| | |
|-----------------------------|----------|
| Nuts | |
| Metal..... | 317 |
| Metric..... | 317 |
| Nylon..... | 316 |
| PCB Supports..... | 315 |
| PCB Posts..... | 315 |
| Resistor Mounting..... | 184 |
| Rivets, Nylon Snap..... | 317 |
| Screws | |
| Metal..... | 133, 317 |
| Metric..... | 317 |
| Nylon..... | 316 |
| Solder Lugs..... | 314 |
| Spacers | |
| Aluminum..... | 315 |
| Nylon..... | 315 |
| Strain Relief Bushings..... | 162, 316 |
| Tape | |
| Color Coding..... | 332 |
| Copper Shielding..... | 332 |
| Dispensers..... | 332 |
| Electrical..... | 332 |
| Foam, Urethane..... | 332 |
| Insulating..... | 332 |
| Splicing..... | 332 |
| Wire Marker..... | 332 |

Hardware (cont.)

| | |
|-------------------------------------|---------------|
| Terminal Lug..... | 314 |
| Tools | |
| Collet Adjustment..... | 313 |
| Knurled Nut..... | 317 |
| Strain Relief Assembly..... | 162, 316 |
| Transistor Mounts..... | 160 |
| Washers | |
| Fiber..... | 316 |
| Metal..... | 317 |
| Metric..... | 317 |
| Nylon..... | 316 |
| Hole Plugs..... | 314 |
| Hook and Loop Fasteners..... | 332 |
| Kits | |
| Cable Clamps..... | 316, 352 |
| Cable Clips..... | 316, 352 |
| Cable Ties..... | 72 |
| Metric Assortment..... | 317, 352 |
| Nuts..... | 316, 317, 352 |
| Nylon Assortment..... | 316, 352 |
| PCB Post..... | 316, 352 |
| Screws..... | 316, 317, 352 |
| Spacers/Standoffs..... | 316, 352 |
| Strain Relief..... | 316, 352 |
| Washer..... | 316, 317, 352 |

**Main
Menu**

**New
This Issue**

Products

Vendors

Service

**Spec
Sheets**

Help



HARDWARE / KNOBS



Knobs

- Aluminum312
- Collet313
- Collet Adjustment Tool313
- Color312, 313
- Control312, 313
- Instrument312
- Pointer312
- Soft Touch312, 313
- Vernier Dial312

Manufacturers:

- 3M72, 92, 314, 332
- Dennison74
- Eagle Plastics72, 73, 162, 312, 315, 316
- GC Electronics316, 317
- Gotham73
- Harry Davies312
- HiQ253
- Keystone133, 314-316

Manufacturers: (cont.)

- Re án313
- Mallory208
- Mueller95
- Memcor-Truohm184
- VCC63
- Xicon- Fastron253

Main Menu

New This Issue

Products

Vendors

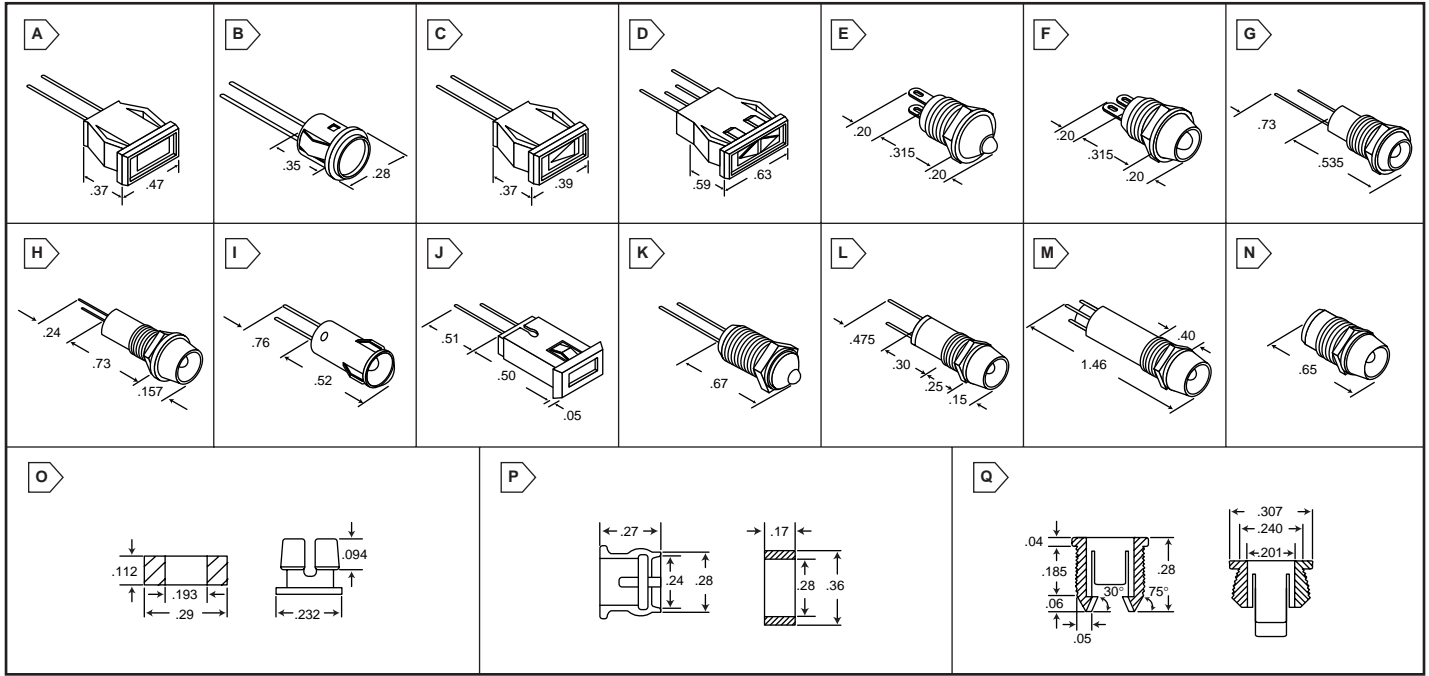
Service

Spec Sheets

Help

LED Indicators

DIMENSIONS (IN.)



SNAP-IN LED INDICATORS

Features: • Diffused lenses • Black plastic housing

Rectangular

| MOUSER STOCK NO. | Fig. | Color | Mtg. Hole (In.) | Forward Voltage (V) | Price Each | | | |
|------------------|------|--------|-----------------|---------------------|------------|------|------|----------------|
| | | | | | 1 | 10 | 100 | 500 |
| 351-MP072-R | A | Red | .46 x .21 | 2.1 | 2.69 | 2.24 | 2.04 | Call For Quote |
| 351-MP072-G | A | Green | .46 x .21 | 2.1 | 2.82 | 2.35 | 2.13 | Call For Quote |
| 351-MP072-Y | A | Yellow | .46 x .21 | 2.1 | 2.82 | 2.35 | 2.13 | Call For Quote |

Round

| MOUSER STOCK NO. | Fig. | Color | Mtg. Hole (In.) | Forward Voltage (V) | Price Each | | | |
|------------------|------|--------|-----------------|---------------------|------------|------|------|----------------|
| | | | | | 1 | 10 | 100 | 500 |
| 351-MP075-R | B | Red | .31 | 2.1 | 2.18 | 1.81 | 1.65 | Call For Quote |
| 351-MP075-G | B | Green | .31 | 2.1 | 2.59 | 2.16 | 1.96 | Call For Quote |
| 351-MP075-Y | B | Yellow | .31 | 2.1 | 2.59 | 2.16 | 1.96 | Call For Quote |

Directional

| MOUSER STOCK NO. | Fig. | Color | Mtg. Hole (In.) | Forward Voltage (V) | Price Each | | | |
|------------------|------|-------|-----------------|---------------------|------------|------|------|------|
| | | | | | 1 | 10 | 100 | 500 |
| 351-MP078-R | C | Red | .46 x .21 | 2.1 | 2.02 | 1.68 | 1.53 | Call |

Bi-Directional

| MOUSER STOCK NO. | Fig. | Color | Mtg. Hole (In.) | Forward Voltage (V) | Price Each | | | |
|------------------|------|--------|-----------------|---------------------|------------|------|------|----------------|
| | | | | | 1 | 10 | 100 | 500 |
| 351-MP081-R | D | Red | .61 x .22 | 2.1 | 3.90 | 3.25 | 2.96 | Call For Quote |
| 351-MP081-G | D | Green | .61 x .22 | 2.1 | 4.42 | 3.69 | 3.35 | Call For Quote |
| 351-MP081-Y | D | Yellow | .61 x .22 | 2.1 | 4.42 | 3.69 | 3.35 | Call For Quote |

HIGH RELIABILITY LED INDICATORS

• Red LED indicators

| MOUSER STOCK NO. | Fig. | Description | Mtg. Hole (In.) | Forw. Volt | Max. I _F (mA) | Max. V _R | Price Each | | | |
|------------------|------|---------------|-----------------|------------|--------------------------|---------------------|------------|------|------|----------------|
| | | | | | | | 1 | 100 | 500 | 1000 |
| 35MP050 | E | Black Plastic | .37 | 2.1 | 30 | 4 | 3.32 | 2.77 | 2.52 | Call For Quote |
| 35MP051 | F | Black Plastic | .37 | 2.1 | 30 | 4 | 3.32 | 2.77 | 2.52 | |
| 35MP054 | E | Metal Case | .37 | 2.1 | 30 | 4 | 4.18 | 3.49 | 3.17 | |
| 35MP055 | F | Metal Case | .37 | 2.1 | 30 | 4 | 4.18 | 3.49 | 3.17 | |
| 35MP062 | G | Black Plastic | .30 | 1.67 | 30 | 4 | 2.39 | 1.99 | 1.81 | |
| 35MP070 | H | Metal Case | .28 | 1.67 | 30 | 4 | 4.10 | 3.41 | 3.10 | |
| 35MP058 | I | Red Plastic | .24 | 1.67 | 5 | 4 | 2.11 | 1.76 | 1.60 | |
| 35MP059 | J | Black Plastic | .26 x .18 | 2.1 | 30 | 4 | 2.51 | 2.09 | 1.90 | |

STANDARD LED INDICATORS

T-1 (3mm) LED Indicator Assembly

| MOUSER STOCK NO. | Fig. | Color | Lens | Mtg. Hole (In.) | Forward Voltage | Price Each | | | |
|------------------|------|-------|----------|-----------------|-----------------|------------|-----|-----|------|
| | | | | | | 1 | 10 | 100 | 500 |
| 35CA001 | K | Red | Diffused | .23 | 2.0V | .88 | .66 | .61 | Call |

STANDARD LED INDICATORS

T-1 3/4 (5mm) LED Indicator Assembly

| MOUSER STOCK NO. | Fig. | Color | Lens | Mtg. Hole (In.) | Forward Voltage | Price Each | | | | |
|--------------------------|------|--------|-------------|-----------------|-----------------|------------|------|------|----------------|----------------|
| | | | | | | 1 | 10 | 100 | 500 | |
| With Chrome Bezel | | | | | | | | | | |
| 35CA004 | L | Red | Water Clr | .31 | 2.0V | 1.19 | .90 | .81 | Call For Quote | |
| 35CA005 | L | Green | Water Clr | .31 | 2.0V | 1.19 | .90 | .81 | | |
| 35CA006 | L | Yellow | Water Clr | .31 | 2.0V | 1.19 | .90 | .81 | | |
| 35CA007 | L | Red | Red Diff | .31 | 2.0V | 1.19 | .90 | .81 | | |
| 35CA008 | L | Green | Green Diff | .31 | 2.0V | 1.19 | .90 | .81 | | |
| 35CA009 | L | Yellow | Yellow Diff | .31 | 2.0V | 1.19 | .90 | .81 | | |
| With Gold Bezel | | | | | | | | | | |
| 351-1500GRC | L | Red | Water Clr | .31 | 2.0V | 1.29 | 1.08 | .98 | | Call For Quote |
| 351-1501GGC | L | Green | Water Clr | .31 | 2.0V | 1.39 | 1.17 | 1.06 | | |
| 351-1502GYC | L | Yellow | Water Clr | .31 | 2.0V | 1.44 | 1.19 | 1.09 | | |
| 351-1510GRD | L | Red | Red Diff | .31 | 2.0V | 1.19 | .91 | .83 | | |
| 351-1512GYD | L | Yellow | Yellow Diff | .31 | 2.0V | 1.31 | .99 | .82 | | |

T-1 3/4 (5mm) LED Indicator Assembly

| MOUSER STOCK NO. | Fig. | Color | Lens | Mtg. Hole (In.) | Forward Voltage | Price Each | | | |
|------------------|------|-------|----------|-----------------|-----------------|------------|------|-----|------|
| | | | | | | 1 | 10 | 100 | 500 |
| 35CA002 | M | Red | Diffused | .30 | 6.0V | 1.36 | 1.04 | .95 | Call |
| 35CA003 | M | Red | Diffused | .30 | 12.0V | 1.36 | 1.04 | .95 | |

CHASSIS MOUNT T-1 3/4 LED BEZEL

| MOUSER STOCK NO. | Fig. | Bezel Color | Mtg. Hole (In.) | Description | Price Each | | | |
|------------------|------|-------------|-----------------|-------------------|------------|-----|-----|------|
| | | | | | 1 | 10 | 100 | 500 |
| 351-1000 | N | Black | 5/16 | For mounting | .90 | .70 | .63 | Call |
| 351-1001 | N | Chrome | 5/16 | T-1 3/4 size LEDs | 1.13 | .87 | .79 | |

Gold Bezel (Base and Spring Not Included)

| MOUSER STOCK NO. | Fig. | Description | Price Each | | | | |
|------------------|------|---------------------------------|------------|-----|-----|------|------|
| | | | 1 | 100 | 500 | 1000 | 2000 |
| 351-1100 | N | Gold bezel w/.31" mounting hole | .65 | .46 | .41 | .38 | Call |

LED PANEL MOUNTING CLIPS

| MOUSER STOCK NO. | Fig. | Color | Size | Description | Price Each | | | |
|------------------|------|-------|---------|-------------|------------|-----|-----|-----------|
| | | | | | 1 | 100 | 500 | 1000 |
| 352-0001 | O | Black | T-1 | Two piece | .15 | .10 | .09 | Call |
| 351-0002 | P | Black | T-1 3/4 | Two piece | .15 | .10 | .09 | For Quote |
| 351-0003 | Q | Black | T-1 3/4 | One piece | .13 | .07 | .06 | Call |

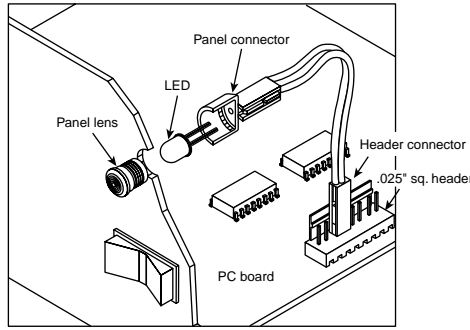


PRE-WIRED SOLDERLESS LED INTERCONNECTIONS

This modular assembly is designed for use in the electrical connection of panel mounted LEDs to printed circuit boards. This off-the-shelf, plug in system eliminates many of the problems typical of devices and assemblies currently in use. It is designed to make quick and easy plug-in connections between panel mounted LEDs and the printed circuit boards. The modular concept of panel and header along with different wire lengths offer a cost reducing, off-the-shelf solution to cabling problems. The LEDs, and Panel Lens must be ordered separately. Other connector types available upon request.

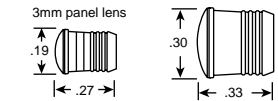
For quantities greater than listed, call for quote.

| MOUSER STOCK NO. | Length (In.) | Price Each | | |
|--|--------------|------------|------|------|
| | | 1 | 10 | 100 |
| 3mm Bi-Lead LED / .025" Header Post | | | | |
| 593-CNXBE2104 | 4 | 1.85 | 1.69 | 1.54 |
| 593-CNXBE2108 | 8 | 1.85 | 1.69 | 1.54 |
| 593-CNXBE2112 | 12 | 1.85 | 1.69 | 1.54 |
| 593-CNXBE2118 | 18 | 2.17 | 1.99 | 1.81 |
| 593-CNXBE2124 | 24 | 2.36 | 2.17 | 1.97 |
| 5mm Bi-Lead LED / .025" Header Post | | | | |
| 593-CNXCE2104 | 4 | 1.85 | 1.69 | 1.54 |
| 593-CNXCE2108 | 8 | 1.85 | 1.69 | 1.54 |
| 593-CNXCE2112 | 12 | 1.85 | 1.69 | 1.54 |
| 593-CNXCE2118 | 18 | 2.17 | 1.99 | 1.81 |
| 593-CNXCE2124 | 24 | 2.36 | 2.17 | 1.97 |



LOW PROFILE PANEL LENSES

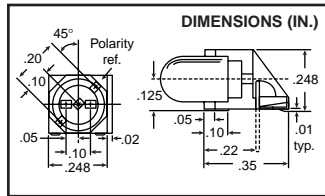
To be used with Pre-Wired Solderless LED Interconnections. Lenses utilize fresnel rings to increase apparent brightness and viewing angle up to 180 degrees.



For quantities greater than listed, call for quote.

| MOUSER STOCK NO. | Lens Color | VCC Part No. | Price Each | | |
|-------------------------|------------|--------------|------------|-----|-----|
| | | | 1 | 10 | 100 |
| 3mm Panel Lenses | | | | | |
| 593-1700R | Red | SMC170RTP | .23 | .21 | .20 |
| 593-1700G | Green | SMC170GTP | .23 | .21 | .20 |
| 593-1700Y | Yellow | SMC170YTP | .23 | .21 | .20 |
| 593-1700C | Clear | SMC170CTP | .23 | .21 | .20 |
| 5mm Panel Lenses | | | | | |
| 593-3210R | Red | CMC321RTP | .25 | .23 | .22 |
| 593-3210G | Green | CMC321GTP | .25 | .23 | .22 |
| 593-3210Y | Yellow | CMC321YTP | .25 | .23 | .22 |
| 593-3210C | Clear | CMC321CTP | .25 | .23 | .22 |

PCB MOUNTS FOR BI AND TRI-LEAD LEDs



Allows the right angle mounting of 5mm LEDs used as diagnostic and logic indicator lights of PC boards. Permits the right angle mounting of the bi-lead as well as both configurations of the tri-lead LED.

For quantities greater than listed, call for quote.

| MOUSER STOCK NO. | Price Each | | |
|------------------|------------|-----|------|
| | 1 | 10 | 100 |
| 593-PCH175 | .09 | .08 | .076 |

P-C LITE CIRCUIT BOARD SOCKETS FOR LEDs

Specifications:

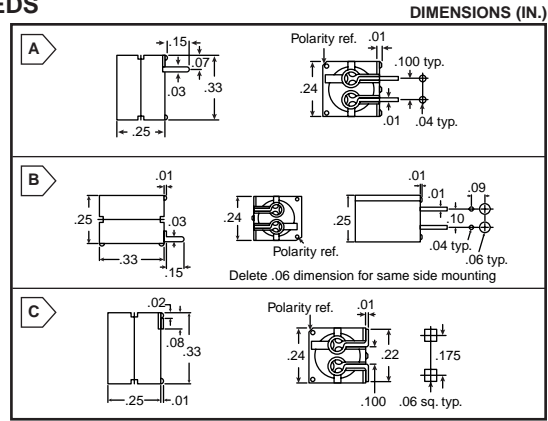
- Material: Housing-nylon, UL 94V-0 (black)
- Unique contact design permits automatic adjustment to the various sizes and shapes of the LED leads. Accommodates IR emitters, phototransistors, and incandescent bi-pin lamps.
- For use with 3mm or 5mm LEDs
- Will accept round or square LED leads

Features:

- Used as circuit board mounting sockets for status, logic and fault detection lights
- Are relampable with no direct soldering to the LED
- Polarity identification is provided on each socket
- PCV series can be mounted same side or opposite side of PCB

| No. of Pos. | Price Each | | |
|-------------|------------|------|------|
| | 1 | 10 | 100 |
| 1 | .55 | .51 | .47 |
| 2 | .82 | .76 | .70 |
| 3 | 1.29 | 1.19 | 1.09 |

| MOUSER STOCK NO. | Fig. | No. of Positions |
|-------------------------------------|------|------------------|
| Thru Hole, Horizontal Socket | | |
| 593-PCH330 | A | 1 |
| 593-PCH660 | A | 2 |
| 593-PCH990 | A | 3 |
| Thru Hole, Vertical Socket | | |
| 593-PCV220 | B | 1 |
| 593-PCV440 | B | 2 |
| 593-PCV880 | B | 3 |
| Surface Mount, Hor. Socket | | |
| 593-SMD330 | C | 1 |
| 593-SMD660 | C | 2 |
| 593-SMD990 | C | 3 |

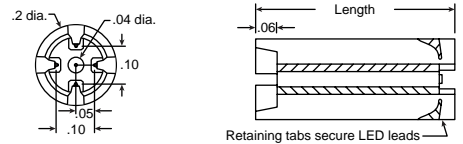


PCB STANDOFFS FOR BI AND TRI-LEAD COMPONENTS

Standoffs are designed for printed circuit board mounting of multi-lead devices i.e. LEDs. They cope with various problems in mounting passive components. They include height control, lateral stability, lead retention, lead shorting, and solder flux removal. Device height control is simplified with mounts ranging in lengths from .12 to 1.0 inches.

| .12" to .48" lengths | | | |
|----------------------|-----|------|------|
| Price Each | | | |
| 1 | 10 | 100 | 500 |
| .08 | .07 | .067 | Call |

| .50" to 1.0" lengths | | | |
|----------------------|-----|------|------|
| Price Each | | | |
| 1 | 10 | 100 | 500 |
| .09 | .08 | .076 | Call |



| MOUSER STOCK NO. | Length (In.) | MOUSER STOCK NO. | Length (In.) | MOUSER STOCK NO. | Length (In.) | MOUSER STOCK NO. | Length (In.) | MOUSER STOCK NO. | Length (In.) |
|------------------|--------------|------------------|--------------|------------------|--------------|------------------|--------------|------------------|--------------|
| 593-STD120 | .12 | 593-STD220 | .22 | 593-STD300 | .30 | 593-STD400 | .40 | 593-STD500 | .50 |
| 593-STD140 | .14 | 593-STD240 | .24 | 593-STD320 | .32 | 593-STD420 | .42 | 593-STD550 | .55 |
| 593-STD160 | .16 | 593-STD250 | .25 | 593-STD340 | .34 | 593-STD440 | .44 | 593-STD600 | .60 |
| 593-STD180 | .18 | 593-STD260 | .26 | 593-STD360 | .36 | 593-STD460 | .46 | 593-STD650 | .65 |
| 593-STD200 | .20 | 593-STD280 | .28 | 593-STD380 | .38 | 593-STD480 | .48 | 593-STD700 | .70 |
| | | | | | | | | 593-STD750 | .75 |
| | | | | | | | | 593-STD800 | .80 |
| | | | | | | | | 593-STD850 | .85 |
| | | | | | | | | 593-STD900 | .90 |
| | | | | | | | | 593-STD950 | .95 |
| | | | | | | | | 593-STD1.0 | 1.0 |

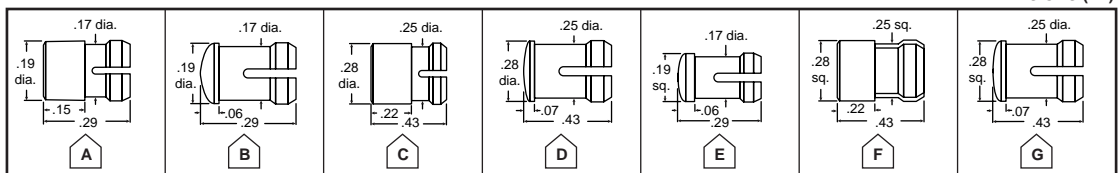
CLIPLITE AND CUBELITE LENS MOUNTS FOR T1 AND T1 3/4 LEDs

Features:

- Provides viewing angles up to 180°C
- High contrast and visibility
- Provides an easy snap-mount method for mounting LEDs through the front panel
- Protects the LED from physical damage from electrostatic discharge (ESD), up to 16KV
- Lens mounts utilize striated lines and fresnel rings to increase apparent brightness up to 125% and viewing angle up to 180 degrees

Specifications:

- Material: Lens-polycarbonate



Round Lens

| MOUSER STOCK NO. | Fig. | Lens Colors | VCC Part No. |
|---------------------------------|------|-------------|--------------|
| T1 (3mm) Standard Height | | | |
| 593-1900R | A | Red | SML190RTP |
| 593-1900G | A | Green | SML190GTP |
| 593-1900Y | A | Yellow | SML190YTP |
| 593-1900C | A | Clear | SML190CTP |
| T1 (3mm) Low Profile | | | |
| 593-2000R | B | Red | SMB200RTP |
| 593-2000G | B | Green | SMB200GTP |
| 593-2000Y | B | Yellow | SMB200YTP |
| 593-2000C | B | Clear | SMB200CTP |

Round Lens

| MOUSER STOCK NO. | Fig. | Lens Colors | VCC Part No. |
|-------------------------------------|------|-------------|--------------|
| T1 3/4 (5mm) Standard Height | | | |
| 593-2800R | C | Red | CLF280RTP |
| 593-2800G | C | Green | CLF280GTP |
| 593-2800Y | C | Yellow | CLF280YTP |
| 593-2800C | C | Clear | CLF280CTP |
| T1 3/4 (5mm) Low Profile | | | |
| 593-3000R | D | Red | CLB300RTP |
| 593-3000G | D | Green | CLB300GTP |
| 593-3000Y | D | Yellow | CLB300YTP |
| 593-3000C | D | Clear | CLB300CTP |

Square Lens

| MOUSER STOCK NO. | Fig. | Lens Colors | VCC Part No. |
|-------------------------------------|------|-------------|--------------|
| T1 (3mm) Low Profile | | | |
| 593-2500R | E | Red | SMQ250RTP |
| 593-2500G | E | Green | SMQ250GTP |
| 593-2500Y | E | Yellow | SMQ250YTP |
| 593-2500C | E | Clear | SMQ250CTP |
| T1 3/4 (5mm) Standard Height | | | |
| 593-3600R | F | Red | SQL360RTP |
| 593-3600G | F | Green | SQL360GTP |
| 593-3600Y | F | Yellow | SQL360YTP |
| 593-3600C | F | Clear | SQL360CTP |

| Type | Mgt. Hole (In.) | Price Each | | | |
|--------------------|-----------------|------------|-----|-----|----------------|
| | | 1 | 10 | 100 | 500 |
| T1 | .171 | .23 | .21 | .20 | Call For Quote |
| T1 3/4 | .250 | .25 | .23 | .22 | |
| 3600 Series | | | | | |
| T1 3/4 | .25 | .27 | .24 | .23 | |

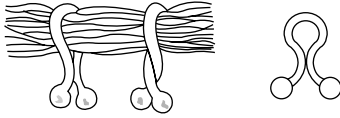
Square Lens, T1 3/4 (5mm) Low Profile

| MOUSER STOCK NO. | Fig. | Lens Colors | VCC Part No. |
|------------------|------|-------------|--------------|
| 593-4000R | G | Red | SQB400RTP |
| 593-4000G | G | Green | SQB400GTP |
| 593-4000Y | G | Yellow | SQB400YTP |
| 593-4000C | G | Clear | SQB400CTP |

Wire/Cable Accessories

EAGLE "EZ" TWIST LOCKS (NYLON)

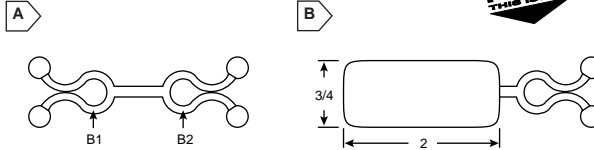
Securely position and hold wire, cable or tubing. Simply twist to wrap; untwist to unwrap. Reusable and molded of tough, resilient nylon 6/6 (UL 94V2), color: natural.



For quantities greater than listed, call for quote.

| MOUSER STOCK NO. | Desc. | Bundle Dia. (In.) | Price Each | | | |
|------------------|-----------|-------------------|------------|------|------|-------|
| | | | 1 | 100 | 1000 | 10000 |
| 561-EZ125 | 1/8" lock | .11 - .14 | .14 | .084 | .050 | .042 |
| 561-EZ250 | 1/4" lock | .20 - .27 | .14 | .084 | .050 | .042 |
| 561-EZ375 | 3/8" lock | .30 - .40 | .15 | .086 | .039 | .036 |
| 561-EZ500 | 1/2" lock | .40 - .50 | .15 | .089 | .041 | .038 |
| 561-EZ625 | 5/8" lock | .55 - .65 | .17 | .105 | .063 | .053 |
| 561-EZ750 | 3/4" lock | .70 - .80 | .18 | .109 | .069 | .059 |

EAGLE DOUBLE "EZ" TWIST LOCKS (NYLON) and TWIST LOCK LABELS



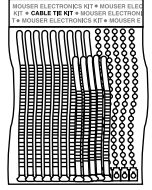
DIMENSIONS (IN.)

For quantities greater than listed, call for quote.

| MOUSER STOCK NO. | Fig. | Bundle Dia. (In.) | B1/B2 | Description | Price Each | | | |
|------------------|------|-------------------|---------|----------------------------|------------|------|------|-------|
| | | | | | 1 | 100 | 1000 | 10000 |
| 561-DEZ0001 | A | --- | .30/.40 | Double ended EZ twist lock | .47 | .283 | .170 | .157 |
| 561-DEZ0002 | A | --- | .40/.50 | Double ended EZ twist lock | .52 | .314 | .188 | .174 |
| 561-EZLB0250 | B | 1/4" | --- | EZ twist lock labels | .55 | .330 | .198 | .183 |
| 561-EZLB0375 | B | 3/8" | --- | EZ twist lock labels | .55 | .330 | .198 | .183 |

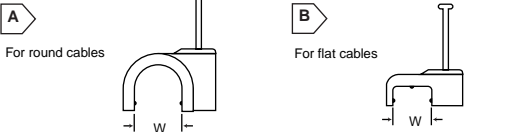
CABLE TIE KIT

- 105 cable ties per kit
- 15 pieces of each size
- 7 different ties in each
- 2 kits, one with 4"-6" the other with 6"-8"
- Resealable storage bag



| MOUSER STOCK NO. | Size Range (In.) | Price Each |
|------------------|------------------|------------|
| 370-CT-1 | 4-6 | 12.95 |
| 370-CT-2 | 6-8 | 12.95 |

EAGLE NAIL-IN CABLE CLIPS (POLYETHYLENE)

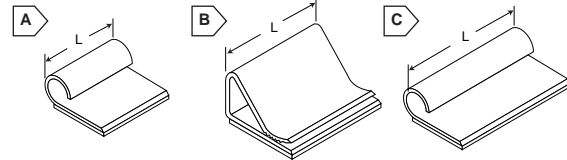


| MOUSER STOCK NO. | Fig. | W (In.) | Fits Cable Type | Price Each | | | |
|------------------|------|---------|-----------------|------------|------|------|----------------|
| | | | | 1 | 100 | 500 | 1000 |
| 561-C0040 | A | .157 | 75Ω | .23 | .086 | .057 | Call For Quote |
| 561-C0045 | B | .177 | BELL | .23 | .086 | .057 | |
| 561-C0050 | A | .197 | RG-58 | .23 | .086 | .057 | |
| 561-C0070 | A | .276 | RG-6 | .23 | .086 | .057 | |
| 561-C0080 | A | .315 | TRIAX | .23 | .086 | .057 | |
| 561-C0090 | B | .354 | DUAL RG-6 | .24 | .089 | .060 | |

3M SCOTCHFLEX CABLE CLIPS (GRAY VINYL)

Standard packaging is 100 pieces

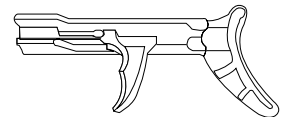
- Foam adhesive backed clips
- Hold cable in place
- Route cables around equipment or cabinets



| MOUSER STOCK NO. | Fig. | Length (In.) | Cable O.D. (In.) | Price Each | | | |
|------------------|------|--------------|------------------|------------|-----|------|----------------|
| | | | | 1 | 100 | 1000 | 5000 |
| 517-706 | A | 1 | 1/8 | .29 | .25 | .20 | Call For Quote |
| 517-707 | B | 1 | 1/4 | .36 | .30 | .25 | Call For Quote |
| 517-710 | C | 1 1/2 | 1/4 | .36 | .30 | .25 | Call For Quote |

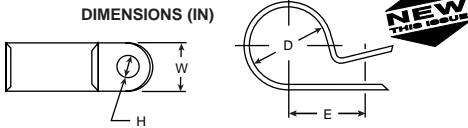
CABLE TIE GUN

- Light-weight durable plastic.



| MOUSER STOCK NO. | Price Each |
|------------------|------------|
| 524-472 | 13.88 |

EAGLE CABLE CLAMPS (NYLON)



Heavy Duty For quantities greater than listed, call for quote.

| MOUSER STOCK NO. | Dimensions (In.) | | | | Price Each | | |
|------------------|------------------|-----|------|------|------------|-----|------|
| | D | W | H | E | 1 | 100 | 1000 |
| 561-B0125 | 1/8 | 1/2 | .203 | .315 | .12 | .04 | .033 |
| 561-B0187 | 3/16 | 1/2 | .203 | .425 | .12 | .04 | .033 |
| 561-B0250 | 1/4 | 1/2 | .203 | .410 | .12 | .04 | .033 |
| 561-B0312 | 5/16 | 1/2 | .203 | .500 | .12 | .04 | .033 |
| 561-B0375 | 3/8 | 1/2 | .203 | .530 | .14 | .05 | .042 |
| 561-B0437 | 7/16 | 1/2 | .203 | .560 | .14 | .05 | .042 |
| 561-B0500 | 1/2 | 1/2 | .203 | .595 | .14 | .05 | .042 |
| 561-B0562 | 9/16 | 1/2 | .203 | .606 | .14 | .05 | .042 |
| 561-B0625 | 5/8 | 1/2 | .203 | .655 | .14 | .05 | .042 |
| 561-B0750 | 3/4 | 1/2 | .203 | .780 | .17 | .06 | .053 |
| 561-B1000 | 1 | 1/2 | .203 | .910 | .17 | .06 | .053 |
| 561-B1250 | 1 1/4 | 1/2 | .203 | 1.06 | .19 | .08 | .074 |
| 561-B1500 | 1 1/2 | 1/2 | .203 | 1.19 | .19 | .08 | .074 |

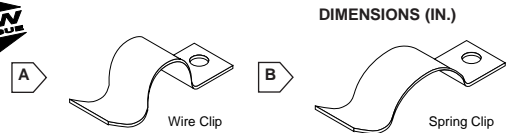
Standard For quantities greater than listed, call for quote.

| MOUSER STOCK NO. | Size | Price Per Foot | | | MOUSER STOCK NO. | Reel Length | Price Per Reel | |
|------------------|--------|----------------|-----|-----|------------------|----------------|----------------|----------------|
| | | 1 | 10 | 50 | | | 1 | 5 |
| 481-1007-FT | .29 ID | .23 | .15 | .13 | 481-1007 | 984 Ft. (300M) | 100.50 | Call For Quote |
| 481-1011-FT | .42 ID | .29 | .19 | .18 | 481-1011 | 656 Ft. (200M) | 85.00 | |
| 481-1013-FT | .52 ID | .32 | .21 | .19 | 481-1013 | 656 Ft. (200M) | 70.10 | |
| 481-1015-FT | .59 ID | .39 | .26 | .24 | 481-1015 | 328 Ft. (100M) | 63.00 | |

EAGLE WIRE CLIPS



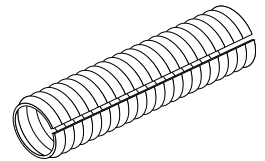
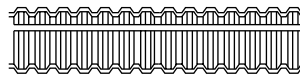
Nylon spring clips and wire clips provide fast, secure assembly and routing of wires, standard round cable, flat cable and tubing. The spring clip can also be used to mount panels, glass, displays, or signs. To inspect, add or replace wires, simply pull back clip to allow placement. The tough, flexible nylon clip will spring back to hold the material securely. All contact edges are rounded for product protection.



| MOUSER STOCK NO. | Fig. | Description | Price Each | | | |
|------------------|------|-------------|------------|------|------|------|
| | | | 1 | 100 | 500 | 1000 |
| 561-WC500312 | A | 1/2 x .312 | .26 | .195 | .130 | .104 |
| 561-SCP375132 | B | 3/8 x .132 | .21 | .155 | .104 | .083 |

EAGLE SPLIT LOOM TUBING

Split loom corrugated tubing is an efficient method of wire harness assembly. Protects and reduces the risk of damage to wiring circuits during installation.



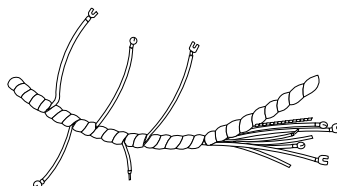
| MOUSER STOCK NO. | Size | Price Per Foot | | | MOUSER STOCK NO. | Reel Length | Price Per Reel | |
|------------------|--------|----------------|-----|-----|------------------|----------------|----------------|----------------|
| | | 1 | 10 | 50 | | | 1 | 5 |
| 481-1007-FT | .29 ID | .23 | .15 | .13 | 481-1007 | 984 Ft. (300M) | 100.50 | Call For Quote |
| 481-1011-FT | .42 ID | .29 | .19 | .18 | 481-1011 | 656 Ft. (200M) | 85.00 | |
| 481-1013-FT | .52 ID | .32 | .21 | .19 | 481-1013 | 656 Ft. (200M) | 70.10 | |
| 481-1015-FT | .59 ID | .39 | .26 | .24 | 481-1015 | 328 Ft. (100M) | 63.00 | |

EAGLE SPIRAL WRAP

Eagle Plastics spiral wrap is a specially-designed polyethylene covering for bundling tubing, wires, and other types of conductors.

- Features:
- Adds to safety and appearance of your product
 - Easy to apply and remove
 - Reusable and flexible
 - Can be installed during production or after final assembly

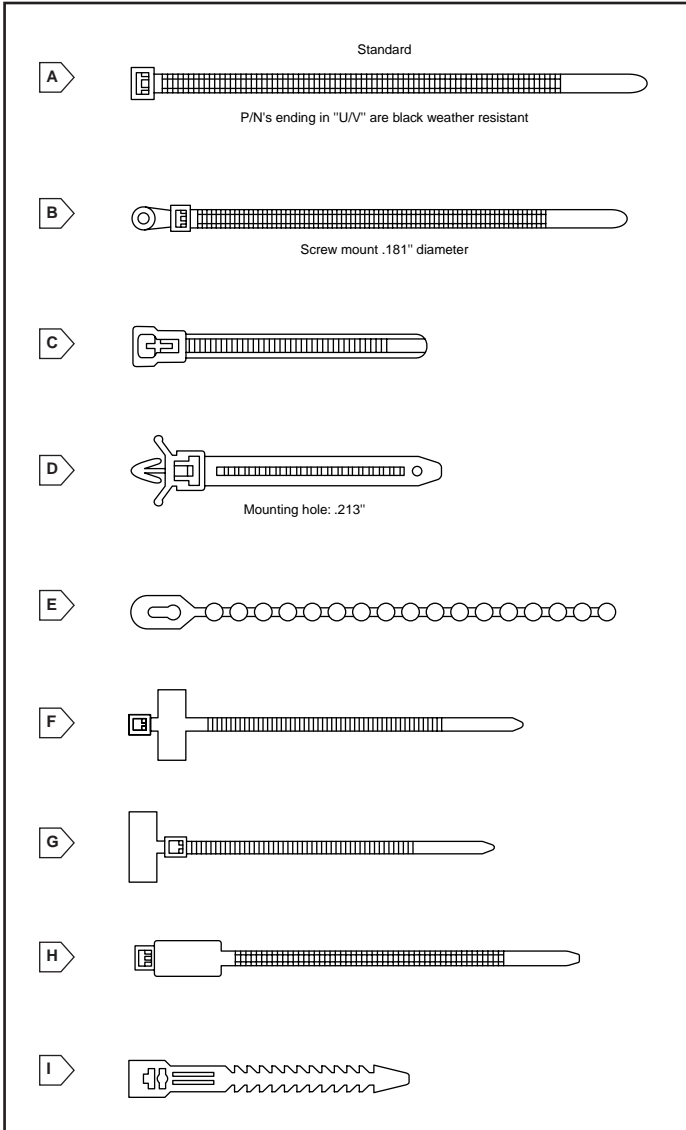
Black Polyethylene (UV resistant for outdoor use)



To Order Coils add "C" to Mouser Stock No. Coil length: 100 feet

| MOUSER STOCK NO. | O.D. (In.) | Bundle Range (In.) | Price Per Foot (1-99') | Price Per Coil |
|------------------|------------|--------------------|------------------------|----------------|
| 561-W12BK | 1/8 | 1/16-1/4 | .15 | 12.35 |
| 561-W25BK | 1/4 | 3/16-2 | .28 | 20.70 |
| 561-W37BK | 3/8 | 5/16-3 | .40 | 26.67 |
| 561-W50BK | 1/2 | 3/8-4 | .52 | 30.16 |

Cable Mounting Hardware and Accessories



NYLON CABLE TIES

Material: Type 6/6 nylon (UL94V2)

* UL recognized

Standard Ties

For quantities greater than listed, call for quote.

| MOUSER STOCK NO. | Fig. | Style | Tensile Strength (Lbs.) | Length (In.) | Max. Bundle Dia. (In.) | Price Each | | |
|------------------|------|------------------------|-------------------------|--------------|------------------------|------------|------|------|
| | | | | | | 1 | 100 | 1000 |
| * 481-0102 | A | Natural | 18 | 4.0 | .98 | .05 | .030 | .015 |
| 481-0102UV | A | Black, weather resist. | 18 | 4.0 | .98 | .08 | .050 | .042 |
| * 561-N3500 | A | Natural | 18 | 4.0 | .875 | .06 | .040 | .029 |
| * 561-N3510 | A | Natural | 30 | 5.5 | 1.25 | .07 | .050 | .032 |
| * 481-0108 | A | Natural | 40 | 6.0 | 1.54 | .06 | .040 | .029 |
| 481-0108UV | A | Black, weather resist. | 40 | 6.0 | 1.54 | .11 | .076 | .044 |
| * 561-N3515 | A | Natural | 30 | 6.8 | 1.50 | .13 | .097 | .036 |
| * 561-N3520 | A | Natural | 30 | 8.0 | 2.03 | .13 | .097 | .053 |
| * 481-0115 | A | Natural | 50 | 8.0 | 2.17 | .08 | .055 | .042 |
| 481-0115UV | A | Black, weather resist. | 50 | 8.0 | 2.17 | .17 | .12 | .104 |

Screwmount Ties

For quantities greater than listed, call for quote.

| | | | | | | | | |
|------------|---|---------|-----|------|------|-----|------|------|
| * 481-0200 | B | Natural | 40 | 6.7 | 1.57 | .11 | .076 | .044 |
| * 481-0201 | B | Natural | 50 | 8.7 | 2.36 | .18 | .147 | .126 |
| * 481-0202 | B | Natural | 50 | 14.6 | 4.00 | .39 | .260 | .150 |
| * 481-0203 | B | Natural | 120 | 15.7 | 4.80 | .65 | .430 | .250 |

Releasable Ties (White)

For quantities greater than listed, call for quote.

| | | | | | | | | |
|------------|---|---------|----|------|------|-----|------|------|
| * 481-0300 | C | Natural | 26 | 4.9 | 1.18 | .15 | .10 | .071 |
| * 481-0301 | C | Natural | 50 | 5.9 | 1.38 | .17 | .12 | .104 |
| * 481-0302 | C | Natural | 50 | 7.8 | 1.97 | .21 | .189 | .158 |
| * 481-0303 | C | Natural | 50 | 11.7 | 3.15 | .32 | .21 | .150 |

Push Releasable Ties (White)

| MOUSER STOCK NO. | Fig. | Style | Tensile Strength (Lbs.) | Length (In.) | Max. Bundle Dia. (In.) | Price Each | | |
|------------------|------|---------|-------------------------|--------------|------------------------|------------|------|------|
| | | | | | | 1 | 100 | 1000 |
| 481-0400 | D | Natural | 90 | 5.8 | 1.46 | .21 | .189 | .158 |

Beaded Ties

Material: Type 6/6 nylon (UL94V2)

For quantities greater than listed, call for quote.

| | | | | | | | | |
|-------------|---|---------|----|-------|------|-----|------|------|
| * 561-N3525 | E | Natural | 30 | 4 1/4 | 1.00 | .04 | .027 | .011 |
| * 561-N3530 | E | Natural | 30 | 6 | 1.25 | .07 | .050 | .032 |
| * 561-N3535 | E | Natural | 30 | 8 | 2.00 | .10 | .072 | .026 |

Identification Ties (White)

Material: Type 6/6 nylon (UL94V2)

| MOUSER STOCK NO. | Fig. | Style | Tensile Strength (Lbs.) | Length (In.) | Max. Bundle Dia. (In.) | Price Each | | |
|------------------|------|---------|-------------------------|--------------|------------------------|------------|-----|------|
| | | | | | | 1 | 100 | 1000 |
| * 481-0500 | F | Natural | 18 | 4.1 | .98 | .15 | .10 | .071 |
| * 481-0501 | G | Natural | 18 | 4.4 | .98 | .17 | .12 | .104 |
| * 481-0502 | H | Natural | 50 | 7.9 | 1.97 | .36 | .24 | .096 |

AC Cord Ties (Clear)

For quantities greater than listed, call for quote.

| | | | | | | | | |
|----------|---|---------|----|-----|------|-----|------|------|
| 481-0600 | I | Natural | 18 | 6.2 | 1.77 | .12 | .104 | .089 |
|----------|---|---------|----|-----|------|-----|------|------|

AC Cord Ties (Black)


For quantities greater than listed, call for quote.

| MOUSER STOCK NO. | Fig. | Style | Tensile Strength (Lbs.) | Length (In.) | Max. Bundle Dia. (In.) | Price Each | | |
|------------------|------|---------|-------------------------|--------------|------------------------|------------|------|------|
| | | | | | | 1 | 100 | 1000 |
| 481-0601 | I | Natural | 18 | 6.2 | 1.77 | .12 | .104 | .089 |

GOTHAM RELEASABLE CABLE TIE

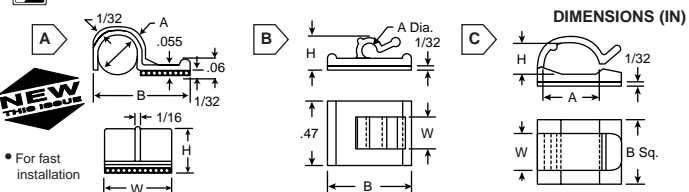
Features:

- Ultra flexible
- Unique design
- Strong and reusable



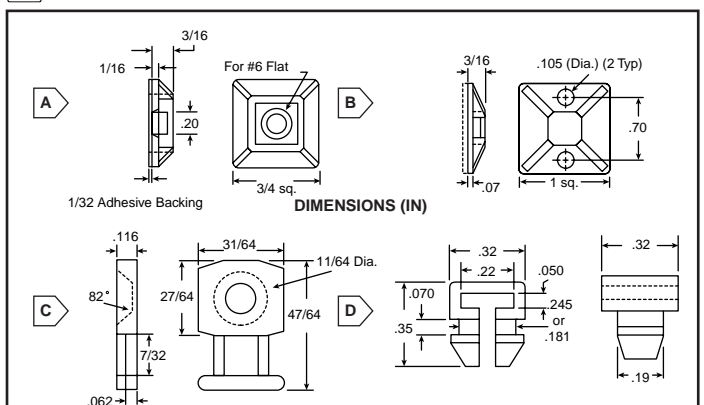
| MOUSER STOCK NO. | Description | Color | Price Each | | | |
|------------------|-------------------|-------|------------|-----|------|--------|
| | | | 1 | 100 | 1000 | 10,000 |
| 5913-78311 | 7" releasable tie | Gray | .32 | .27 | .25 | Call |

EAGLE NYLON ADHESIVE BACKED CABLE CLIPS

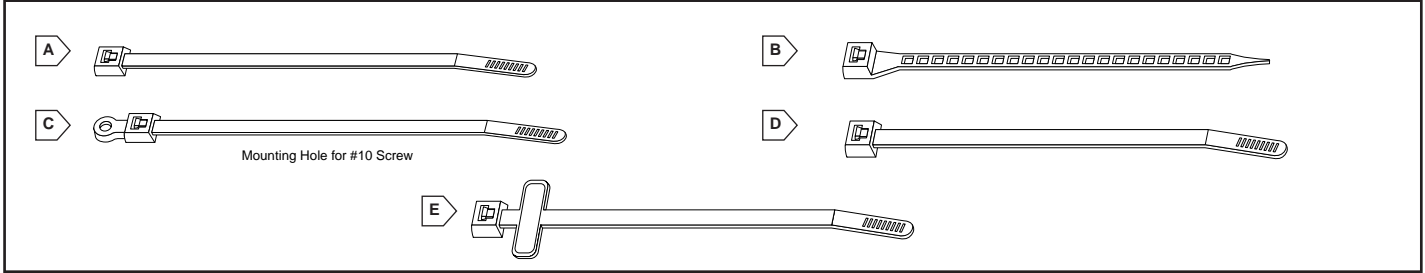


| MOUSER STOCK NO. | Fig. | Dimensions (In.) | | | | Price Each | | | |
|------------------|------|------------------|-------|------|------|------------|------|------|----------------|
| | | A | B | W | H | 1 | 100 | 500 | 1000 |
| 561-SP13037 | A | .125 | .493 | .375 | .217 | .18 | .147 | .126 | Call For Quote |
| 561-SP25550 | A | .250 | .865 | .500 | .343 | .18 | .147 | .126 | |
| 561-SP38562 | A | .375 | 1.000 | .625 | .475 | .20 | .168 | .147 | |
| 561-SP50575 | A | .500 | 1.125 | .750 | .593 | .21 | .189 | .158 | |
| 561-AWC00125 | B | .118 | .510 | .200 | .200 | .12 | .104 | .089 | |
| 561-AWC00375 | C | .460 | .750 | .375 | .310 | .21 | .189 | .158 | |

EAGLE WIRE/CABLE TIE ACCESSORIES (NYLON)



| MOUSER STOCK NO. | Fig. | Description | Price Each | | | |
|------------------|------|-------------------------|------------|------|------|----------------|
| | | | 1 | 100 | 500 | 1000 |
| 561-N3588 | A | Cradle mount (adhesive) | .18 | .147 | .126 | Call For Quote |
| 561-N3590 | B | Cradle mount (adhesive) | .29 | .210 | .158 | |
| 561-N3591 | B | Cradle mount (screw) | .26 | .179 | .137 | |
| 561-N3595 | C | Screwtab | .13 | .097 | .053 | |
| 561-N3600 | D | Clip mount (.187") | .18 | .147 | .126 | |
| 561-N3605 | D | Clip mount (.250") | .18 | .147 | .126 | |



BAR-LOK® CABLE TIES

- Features:**
- Manufactured of 100% nylon
 - Bent-tip design for ease of handling and installation
 - Maximum holding ability



File No. E57800

Specifications:

- Type 6/6 nylon
- Self-extinguishing - UL94 flam., class: V-2
- Meet MIL-S-23190, MS3367, ASTM D 4066-82
- Operating temperature: -40°C to 85°C
- Heat stabilized: -40°C to 105°C

Miniature Ties

For quantities greater than listed, call for quote.

| MOUSER STOCK NO. | Fig. | Style | Tensile Strength (Lbs.) | Length (In.) | Max. Bundle Dia. (In.) | Price Each | | |
|------------------|------|------------------------|-------------------------|--------------|------------------------|------------|------|------|
| | | | | | | 1 | 100 | 1000 |
| 514-08429 | A | Natural | 18 | 3.25 | 5/8 | .05 | .035 | .017 |
| 514-08432 | A | Natural | 18 | 4 | 7/8 | .05 | .038 | .018 |
| 514-08433 | A | Black, weather resist. | 18 | 4 | 7/8 | .05 | .032 | .014 |

Screw Mount-Standard Ties

For quantities greater than listed, call for quote.

| MOUSER STOCK NO. | Fig. | Style | Tensile Strength (Lbs.) | Length (In.) | Max. Bundle Dia. (In.) | Price Each | | |
|------------------|------|---------|-------------------------|--------------|------------------------|------------|------|------|
| | | | | | | 1 | 100 | 1000 |
| 514-08484-1 | C | Natural | 50 | 7.5 | 1 3/4 | .22 | .179 | .086 |
| 514-10350 | C | Natural | 50 | 11 | 3 | .27 | .210 | .100 |

Slim Line Ties

For quantities greater than listed, call for quote.

| MOUSER STOCK NO. | Fig. | Style | Tensile Strength (Lbs.) | Length (In.) | Max. Bundle Dia. (In.) | Price Each | | |
|------------------|------|------------------------|-------------------------|--------------|------------------------|------------|------|------|
| | | | | | | 1 | 100 | 1000 |
| 514-10325 | D | Natural | 18 | 8 | 2 1/8 | .06 | .050 | .027 |
| 514-10327 | D | Black, weather resist. | 18 | 8 | 2 1/8 | .08 | .060 | .027 |
| 514-10335 | D | Natural | 40 | 15 | 4 | .23 | .170 | .082 |

Intermediate Ties

For quantities greater than listed, call for quote.

| MOUSER STOCK NO. | Fig. | Style | Tensile Strength (Lbs.) | Length (In.) | Max. Bundle Dia. (In.) | Price Each | | |
|------------------|------|------------------------|-------------------------|--------------|------------------------|------------|------|------|
| | | | | | | 1 | 100 | 1000 |
| 514-08376 | A | Natural | 40 | 5.5 | 1 1/4 | .07 | .056 | .026 |
| 514-08377 | A | Natural | 40 | 8 | 2 1/8 | .10 | .077 | .037 |
| 514-08380 | A | Black, weather resist. | 40 | 8 | 2 1/8 | .10 | .077 | .037 |
| 514-08680 | A | Purple | 40 | 8 | 2 1/8 | .10 | .077 | .037 |

Standard Ties

For quantities greater than listed, call for quote.

| MOUSER STOCK NO. | Fig. | Style | Tensile Strength (Lbs.) | Length (In.) | Max. Bundle Dia. (In.) | Price Each | | |
|------------------|------|------------------------|-------------------------|--------------|------------------------|------------|------|------|
| | | | | | | 1 | 100 | 1000 |
| 514-08387 | A | Natural | 50 | 7.5 | 1 3/4 | .09 | .040 | .032 |
| 514-08600 | A | Natural | 50 | 11 | 3 | .22 | .179 | .083 |
| 514-10036 | A | Natural | 50 | 15 | 4 | .30 | .230 | .116 |
| 514-10037 | A | Black, weather resist. | 50 | 15 | 4 | .30 | .230 | .116 |

Ladder Ties

For quantities greater than listed, call for quote.

| MOUSER STOCK NO. | Fig. | Style | Tensile Strength (Lbs.) | Length (In.) | Max. Bundle Dia. (In.) | Price Each | | |
|------------------|------|------------------------|-------------------------|--------------|------------------------|------------|------|------|
| | | | | | | 1 | 100 | 1000 |
| 514-08472 | B | Black, heat stabilized | 40 | 7 | 1 3/4 | .07 | .063 | .028 |
| 514-08476-1 | B | Natural | 40 | 7 | 1 3/4 | .10 | .068 | .033 |
| 514-08477-1 | B | Natural | 40 | 11 | 3 | .10 | .092 | .044 |

Miniature Identification Ties

- Features:**
- Mark on textured tab with cable tie marking pen (sold separately)
 - Can be heat stamped

Specifications:

- Type 6/6 nylon
- Self-extinguishing - UL94 flam., class: V-2
- Designed in accordance with MIL-S-23190 and MS 3368



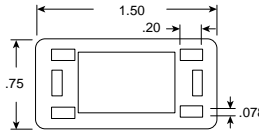
File No. E57800

For quantities greater than listed, call for quote.

| MOUSER STOCK NO. | Fig. | Style | Tensile Strength (Lbs.) | Length (In.) | Max. Bundle Dia. (In.) | Price Each | | |
|------------------|------|-------------|-------------------------|--------------|------------------------|------------|------|------|
| | | | | | | 1 | 100 | 1000 |
| 514-08412 | E | Natural, ID | 18 | 4 | 7/8 | .17 | .130 | .062 |

CABLE TIE ID PLATE (NYLON)

- Features:**
- For convenient tagging of wire bundles and cables



DIMENSIONS (IN.)

| MOUSER STOCK NO. | Price Each | | | |
|------------------|------------|------|------|-------|
| | 1 | 100 | 1000 | 10000 |
| 514-08457-1 | .28 | .147 | .105 | Call |

BAR-LOK® CABLE TIE MOUNTS

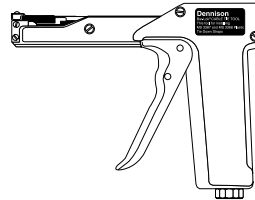
- Features:**
- Natural nylon (type 6/6)
 - Accommodates minimal space limitations
 - Push-in mount (fig. D) requires .25" mounting hole
 - Slips through slot easily and is securely contained for easy assembly and tensioning



| MOUSER STOCK NO. | Fig. | Description | Price Each | | | |
|------------------|------|--|------------|------|------|-----------|
| | | | 1 | 100 | 500 | 1000 |
| 514-08462-1 | A | 1" adhesive 4-way mount for mini and standard ties | .50 | .252 | .189 | |
| 514-10045-1 | B | #8 screw size, cradle mount, for standard ties | .26 | .137 | .100 | Call |
| 514-10046-1 | B | #10 screw size, cradle mount, for heavy duty ties | .33 | .168 | .126 | For Quote |
| 514-10027-1 | C | #8 screw size, ANC base mount, for standard ties | .20 | .098 | .075 | |
| 514-10028-1 | C | #10 screw size, ANC base mount, for standard ties | .22 | .116 | .086 | |
| 514-10056-1 | D | Push-in mount, for standard ties | .25 | .126 | .096 | |

CABLE TIE INSTALLATION TOOL

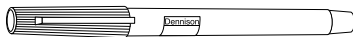
- Features:**
- Adjustable, pre-set tension results in uniform cable tie application, neater bundles, more efficient harnessing
 - Slim nose construction, allows easy positioning in hard-to-reach areas or on intricate harnesses
 - Shock-resistant action for operator comfort. No "snap" when tie is cut, the tool absorbs all impact
 - Reliable, long-life construction. Extremely durable compression spring mechanism, rugged aluminum housing



| MOUSER STOCK NO. | Price Each |
|------------------|------------|
| 514-08480 | 109.95 |

CABLE TIE MARKING PEN

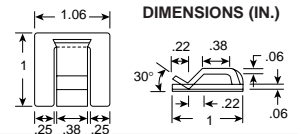
- Features:**
- Smear-proof and waterproof ink for writing on all nylon surfaces



| MOUSER STOCK NO. | Description | Price Each | | |
|------------------|---|------------|------|------|
| | | 1 | 6 | 12 |
| 514-08506 | Cable tie marking pen, with extra-fine tip, black ink | 7.68 | 6.40 | Call |

CABLE CLIP

- Features:**
- Allows use of any width cable
 - Made of type 6 nylon
 - Accommodates stacked cable



| MOUSER STOCK NO. | Description | Price Each | | | |
|------------------|--|------------|-----|-----|------|
| | | 1 | 100 | 500 | 1000 |
| 514-08406 | High quality, durable, non-conductive cable clip | .58 | .30 | .22 | Call |



3M Heat Shrinkable Tubing, Heat Guns, and Kits

3M FP-301 FLEXIBLE POLYOLEFIN SHRINKABLE TUBING

Meets MIL-I-23053/5 Class 1 and 2 and AMS 3636, AMS 3637 requirements. UL Recognized and CSA Certified at 600 volts (I) 125°C. Rated for 135°C continuous operation. Recovered wall thickness is proportional to degree of recovery.

- Less than 5% longitudinal shrinkage
- High resistance to solvents, acids, and alkalis
- Irradiation cross-linked polyolefin
- Temperature range: -55°C to +135°C
- Shrink temperature: 121°C (min.)
- Shrink ratio: 2:1
- Longitudinal shrinkage: 5%

Bulk Lengths

Black is available from stock in all quantities. Large reel length quantities are available with a typical 1-2 week lead time. Replace the blank in the Large Reel Stock No. with: BK for Black, R for Red, Y for Yellow, W for White, BU for Blue, C for Clear



Replace the blank in the Mouser Stock No. with: 1 for Black, 2 for Blue, 3 for Clear, 4 for Red, 5 for White, 6 for Yellow
Reels are also available with a typical 1 to 2 week leadtime.

| PRECUT 4' LENGTHS | | | | | |
|---------------------|------------------|---------------------|------|------|------|
| Expanded I.D. (In.) | MOUSER STOCK NO. | Price Per 4' Length | | | |
| | | 1 | 5 | 10 | 25 |
| 1/16 | 5174-1116 | .78 | .65 | .47 | .39 |
| 3/32 | 5174-1332 | .82 | .69 | .49 | .41 |
| 1/8 | 5174-118 | .89 | .74 | .53 | .44 |
| 3/16 | 5174-1316 | 1.08 | .90 | .65 | .54 |
| 1/4 | 5174-114 | 1.35 | 1.13 | .81 | .68 |
| 3/8 | 5174-138 | 1.51 | 1.26 | .91 | .75 |
| 1/2 | 5174-112 | 1.70 | 1.42 | 1.05 | .85 |
| 3/4 | 5174-134 | 2.27 | 1.89 | 1.36 | 1.13 |
| 1 | 5174-1100 | 3.53 | 2.94 | 2.12 | 1.76 |
| 1 1/2 | 5174-1112 | 6.58 | 5.48 | 3.95 | 3.26 |
| 2 | 5174-12003 | 11.67 | 9.73 | 7.00 | 5.84 |

* Available in clear only

| PER FOOT (Black Only) | | | | SMALL REEL (Black Only) | | | LARGE REEL | | |
|-----------------------|------------------|----------------|------|-------------------------|------------------|----------------|-----------------|------------------|----------------|
| Expanded I.D. (In.) | MOUSER STOCK NO. | Price Per Foot | | Reel Lth. (Ft.) | MOUSER STOCK NO. | Price Per Reel | Reel Lth. (Ft.) | MOUSER STOCK NO. | Price Per Reel |
| | | 1 | 50 | | | | | | |
| 3/64 | 517-301364BK | .33 | .26 | 100 | 517-5501 | 17.74 | 1000 | 517-301364_/REEL | 132.40 |
| 1/16 | 517-301116BK | .33 | .26 | 100 | 517-5502 | 18.63 | 1000 | 517-301116_/REEL | 134.80 |
| 3/32 | 517-301332BK | .33 | .26 | 100 | 517-5503 | 18.63 | 500 | 517-301332_/REEL | 71.35 |
| 1/8 | 517-301018BK | .37 | .27 | 100 | 517-5504 | 20.89 | 500 | 517-301018_/REEL | 76.95 |
| 3/16 | 517-301316BK | .45 | .32 | 100 | 517-5505 | 23.68 | 250 | 517-301316_/REEL | 46.80 |
| | | 1 | 10 | | | | | | |
| 1/4 | 517-301014BK | .56 | .50 | 100 | 517-5506 | 30.41 | 200 | 517-301014_/REEL | 46.76 |
| 3/8 | 517-301038BK | .63 | .57 | 100 | 517-5507 | 32.02 | 200 | 517-301038_/REEL | 52.22 |
| 1/2 | 517-301012BK | .71 | .64 | 100 | 517-5508 | 37.65 | 200 | 517-301012_/REEL | 58.90 |
| 3/4 | 517-301034BK | .95 | .86 | 50 | 517-5509 | 25.16 | 200 | 517-301034_/REEL | 78.56 |
| 1 | 517-301100BK | 1.42 | 1.28 | 50 | 517-5510 | 37.52 | 100 | 517-301100_/REEL | 58.70 |
| 1 1/2 | 517-301112BK | 2.64 | 2.38 | 50 | 517-5511 | 73.49 | 100 | 517-301112_/REEL | 109.42 |
| 2 | 517-301200BK | 3.65 | 3.29 | 50 | 517-5512 | 96.58 | 100 | 517-301200_/REEL | 151.18 |
| 3 | 517-301300BK | 7.36 | 6.64 | --- | --- | --- | 50 | 517-301300_/REEL | 152.50 |
| 4 | 517-301400BK | 10.32 | 9.31 | --- | --- | --- | 50 | 517-301400_/REEL | 213.83 |

3M VFP-876 VERY FLEXIBLE SHRINKABLE TUBING

Ideal for shrink-fit jacketing and insulation of flexible wire bundles and sensitive components.

Available in Black Only

| PRECUT 4' LENGTHS | | | | | 6" LENGTHS | | | |
|-------------------|---------------------|------------|------|------|------------------|-----------------|----------------|------|
| MOUSER STOCK NO. | Expanded I.D. (In.) | Price Each | | | MOUSER STOCK NO. | No. Per Package | Price Per Pkg. | |
| | | 1 | 5 | 10 | | | 1 | 5 |
| 5174-31161 | 1/16 | 1.51 | 1.35 | 1.21 | 517-6001 | 38 | 6.98 | 6.77 |
| 5174-33321 | 3/32 | 1.60 | 1.43 | 1.15 | 517-6002 | 36 | 6.98 | 6.77 |
| 5174-3181 | 1/8 | 1.72 | 1.54 | 1.24 | 517-6003 | 34 | 6.98 | 6.77 |
| 5174-33161 | 3/16 | 2.09 | 1.67 | 1.20 | 517-6004 | 30 | 6.98 | 6.77 |
| 5174-3141 | 1/4 | 2.62 | 2.09 | 1.50 | 517-6005 | 26 | 6.98 | 6.77 |
| 5174-3381 | 3/8 | 2.92 | 2.34 | 1.68 | 517-6006 | 24 | 6.98 | 6.77 |
| 5174-3121 | 1/2 | 3.30 | 2.64 | 1.89 | 517-6007 | 20 | 6.98 | 6.77 |
| 5174-3341 | 3/4 | 4.41 | 3.53 | 2.53 | 517-6008 | 14 | 6.98 | 6.77 |
| 5174-31001 | 1 | 6.58 | 5.26 | 3.77 | 517-6009 | 10 | 6.98 | 6.77 |

3M SR-350 SEMI-RIGID SHRINKABLE TUBING

Offers superior cut-through and abrasion resistance characteristics necessary for optimum mechanical protection.

Features:

- Strain relief applications: wire marking, protective covering, and packaging of delicate components
- Use with automatic feed equipment
- Meets requirements for MIL-I-23053/6 and AMS 3638 and AMS 3639

Available in Black Only

| PRECUT 4' LENGTHS | | | | | 6" LENGTHS | | | | |
|-------------------|---------------------|------------|------|------|------------------|-----------------|----------------|------|--|
| MOUSER STOCK NO. | Expanded I.D. (In.) | Price Each | | | MOUSER STOCK NO. | No. Per Package | Price Per Pkg. | | |
| | | 1 | 5 | 10 | | | 1 | 5 | |
| 5174-43321 | 3/32 | 1.94 | 1.55 | 1.36 | 517-6010 | 36 | 8.34 | 8.09 | |
| 5174-4181 | 1/8 | 2.07 | 1.66 | 1.42 | 517-6011 | 34 | 8.34 | 8.09 | |
| 5174-43161 | 3/16 | 2.54 | 2.05 | 1.62 | 517-6012 | 30 | 8.34 | 8.09 | |
| 5174-4141 | 1/4 | 3.16 | 2.52 | 1.92 | 517-6013 | 26 | 8.34 | 8.09 | |
| 5174-4381 | 3/8 | 3.52 | 2.81 | 2.08 | 517-6014 | 24 | 8.34 | 8.09 | |
| 5174-4121 | 1/2 | 4.00 | 3.21 | 2.25 | | | | | |

3M CP-221 COMMERCIAL SHRINKABLE TUBING

2:1 shrink rate offers higher continuous operating temperatures, reduced longitudinal shrinkage, and extended shelf-life.

Available in Black Only

| MOUSER STOCK NO. | Price Per Foot | | Expanded I.D. (In.) | REEL STOCK NO. | Reel Lth (Ft.) | Price Per Reel |
|------------------|----------------|-----|---------------------|-----------------|----------------|----------------|
| | 1 | 25 | | | | |
| 5174-23641 | .24 | .19 | 3/64 | 5174-23641/REEL | 1000 | 101.22 |
| 5174-21161 | .28 | .23 | 1/16 | 5174-21161/REEL | 1000 | 103.55 |
| 5174-23321 | .26 | .21 | 3/32 | 5174-23321/REEL | 500 | 54.73 |
| 5174-2181 | .28 | .22 | 1/8 | 5174-2181/REEL | 500 | 58.37 |
| 5174-23161 | .33 | .27 | 3/16 | 5174-23161/REEL | 250 | 34.85 |

Available in Black Only

| MOUSER STOCK NO. | Price Per Foot | | Expanded I.D. (In.) | REEL STOCK NO. | Reel Lth (Ft.) | Price Per Reel |
|------------------|----------------|------|---------------------|-----------------|----------------|----------------|
| | 1 | 25 | | | | |
| 5174-2141 | .42 | .34 | 1/4 | 5174-2141/REEL | 200 | 35.15 |
| 5174-2381 | .54 | .44 | 3/8 | 5174-2381/REEL | 200 | 39.99 |
| 5174-2121 | .65 | .52 | 1/2 | 5174-2121/REEL | 200 | 47.79 |
| 5174-2341 | .88 | .70 | 3/4 | 5174-2341/REEL | 200 | 64.49 |
| 5174-21001 | 1.32 | 1.06 | 1 | 5174-21001/REEL | 100 | 48.50 |
| 5174-21121 | 2.30 | 1.84 | 1 1/2 | 5174-21121/REEL | 100 | 84.47 |
| 5174-22001 | 2.78 | 2.22 | 2 | 5174-22001/REEL | 100 | 116.41 |

STEINEL HEAT GUNS AND ACCESSORIES

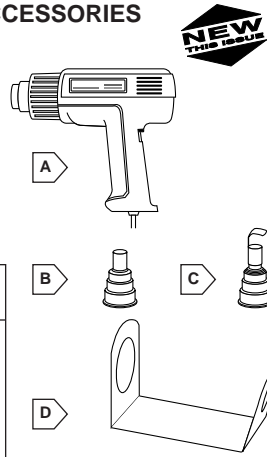
Features for HL1802E:

- Electronically controlled hot air gun
- Variable temperature from 120°F to 1100°F
- Air flow: position 1 = 17.6 cfm @ 120°F, position 2 = 7.6 cfm @ var. temp. 120°F to 1100°F, position 3 = 17.6 cfm @ var. temp. 120°F to 1100°F
- Output: 1500 watts • Voltage: 120 VAC

Features for HL1502S:

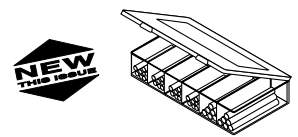
- Non-electric, three speed hot air gun
- Output: 1400 watts
- Step 1 = 120°F, step 2 = 800°F, step 3 = 1050°F
- Air flow: 17.6 cfm, 11.3 cfm, 17.6 cfm
- Voltage: 120 VAC

| MOUSER STOCK NO. | Fig. | Description | Price Each |
|------------------|------|-----------------------|------------|
| 617-1802 | A | HL1802E heat gun | 149.95 |
| 617-1502 | A | HL1502S heat gun | 86.95 |
| 617-07062 | B | Reduction nozzle 3/8" | 9.95 |
| 617-07071 | B | Reduction nozzle 5/8" | 9.95 |
| 617-07081 | B | Reduction nozzle 3/4" | 9.95 |
| 617-07061 | C | Reflector nozzle 3/8" | 11.95 |
| 617-01450 | D | Heat gun stand | 22.50 |



3M FLEXIBLE POLYOLEFIN SHRINKABLE TUBING KITS

These heat shrink tubing kits are available in assorted colors or black. Each plastic box has a large selection of popular sizes and colors. Assorted colors include black, red, white, yellow, blue, green, and clear.



| Price Each | |
|-------------|-------|
| FP-301 Kits | 55.58 |
| Refills | 7.47 |

FP-301 Tubing Kits

| MOUSER STOCK NO. | Size (In.) | Pkg. Qty. | Color |
|------------------|------------|-----------|----------|
| 517-5100 | 3/32 - 1/2 | 133 | Assorted |
| 517-5200 | 3/16 - 1 | 102 | Black |

Refills for FP-301 Kits

| | | | |
|----------|-------------|----|----------|
| 517-5201 | 3/64 - 3/16 | 30 | Black |
| 517-5101 | 3/32 | 35 | Assorted |
| 517-5102 | 1/8 | 28 | Assorted |
| 517-5103 | 3/16 | 21 | Assorted |
| 517-5203 | 3/16 | 30 | Black |
| 517-5202 | 1/4 - 3/4 | 16 | Black |
| 517-5104 | 1/4 | 21 | Assorted |
| 517-5204 | 1/4 | 28 | Black |
| 517-5105 | 3/8 | 14 | Assorted |
| 517-5205 | 3/8 | 20 | Black |
| 517-5106 | 1/2 | 14 | Assorted |
| 517-5206 | 1/2 | 14 | Black |
| 517-5207 | 3/4 | 6 | Black |
| 517-5208 | 1 | 4 | Black |

This kit has a choice of red or black 6" length tubing for environments where protection from moisture is critical.

| Price Each | |
|-------------|--------|
| EPS-300 Kit | 104.17 |
| Refills | 20.54 |

EPS-300 Adhesive Lined Tubing Kit

| MOUSER STOCK NO. | Size (In.) | Pkg. Qty. | Color |
|------------------|-------------|-----------|-----------|
| 517-5300 | 1/2, 3/4, 1 | 42 | Red/Black |

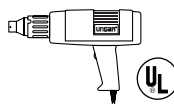
Refills for EPS-300 Kit

| MOUSER STOCK NO. | Size (In.) | Pkg. Qty. | Color |
|------------------|------------|-----------|-------|
| 517-5301 | 1/2 | 14 | Red |
| 517-5302 | 1/2 | 14 | Black |
| 517-5303 | 3/4 | 12 | Red |
| 517-5304 | 3/4 | 12 | Black |
| 517-5305 | 1 | 8 | Red |
| 517-5306 | 1 | 8 | Black |

UNGAR HEAT GUN

Provides flameless heat for applying heat shrink tubing, curing epoxy, and many other applications. High and low temperature: 790°F-low, 1200°F-high, 1000W (max.), 120VAC, 60Hz, UL listed.

| | |
|----------|----------|
| 578-1095 | \$ 48.63 |
|----------|----------|



IDC Flat, Telephone, and Data Cable

(Insulation Displacement Connector Cable)

3M SCOTCHFLEX™ IDC FLAT CABLE AND ROUND CABLE

Specifications:

- Insulation: polyvinylchloride (PVC)
- Conductors: 28AWG 7 x 36 tinned stranded copper

- Center spacing: .050"
- Flammability rating: UL VW-1

Gray Flat Cable (For Economy)

- Voltage rating: 300V
- Temperature rating: -20°C to +105°C
- Splice free



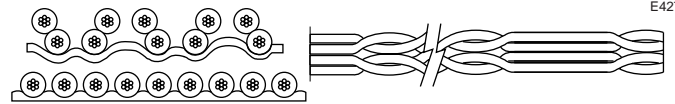
By the Foot

| MOUSER STOCK NO. | No. of Cond. | Price Per Foot | | | MOUSER STOCK NO. | Price Per 100' Spool |
|------------------|--------------|----------------|------|------|------------------|----------------------|
| | | 1 | 10 | 25 | | |
| 517-3365/9FT | 9 | .35 | .32 | .29 | 517-3365/9 | 20.52 |
| 517-3365/10FT | 10 | .39 | .36 | .32 | 517-3365/10 | 22.79 |
| 517-3365/14FT | 14 | .55 | .50 | .45 | 517-3365/14 | 31.88 |
| 517-3365/15FT | 15 | .59 | .53 | .48 | 517-3365/15 | 36.42 |
| 517-3365/16FT | 16 | .63 | .57 | .51 | 517-3365/16 | 36.42 |
| 517-3365/20FT | 20 | .78 | .71 | .64 | 517-3365/20 | 45.55 |
| 517-3365/25FT | 25 | .98 | .89 | .80 | 517-3365/25 | 56.94 |
| 517-3365/26FT | 26 | 1.02 | .92 | .83 | 517-3365/26 | 59.21 |
| 517-3365/34FT | 34 | 1.33 | 1.21 | 1.09 | 517-3365/34 | 77.41 |
| 517-3365/37FT | 37 | 1.45 | 1.32 | 1.18 | 517-3365/37 | 84.26 |
| 517-3365/40FT | 40 | 1.56 | 1.42 | 1.28 | 517-3365/40 | 91.09 |
| 517-3365/50FT | 50 | 1.96 | 1.78 | 1.60 | 517-3365/50 | 113.85 |
| 517-3365/60FT | 60 | 2.34 | 2.13 | 1.92 | 517-3365/60 | 136.62 |

By the 100 ft. Reel

Twisted Pair Flat Cable (For Reduced Crosstalk)

- Voltage rating: 300V
- Temperature rating: -20°C to +80°C



By the Foot

| MOUSER STOCK NO. | No. of Cond. | Price Per Foot | | | MOUSER STOCK NO. | Price Per 100' Spool |
|------------------|--------------|----------------|------|------|------------------|----------------------|
| | | 1 | 10 | 25 | | |
| 517-1700/10FT | 10 | .69 | .63 | .56 | 517-1700/10 | 28.00 |
| 517-1700/14FT | 14 | .69 | .63 | .56 | 517-1700/14 | 39.20 |
| 517-1700/16FT | 16 | .78 | .71 | .64 | 517-1700/16 | 44.80 |
| 517-1700/20FT | 20 | .97 | .88 | .79 | 517-1700/20 | 56.00 |
| 517-1700/26FT | 26 | 1.26 | 1.15 | 1.03 | 517-1700/26 | 72.80 |
| 517-1700/34FT | 34 | 1.65 | 1.50 | 1.35 | 517-1700/34 | 95.20 |
| 517-1700/36FT | 36 | 1.75 | 1.59 | 1.43 | 517-1700/36 | 100.80 |
| 517-1700/40FT | 40 | 1.94 | 1.76 | 1.59 | 517-1700/40 | 112.00 |
| 517-1700/50FT | 50 | 2.60 | 2.36 | 2.12 | 517-1700/50 | 140.00 |
| 517-1700/60FT | 60 | 3.11 | 2.83 | 2.55 | 517-1700/60 | 168.00 |
| 517-1700/64FT | 64 | 3.11 | 2.82 | 2.54 | 517-1700/64 | 179.20 |

By the 100 ft. Reel

Color Coded Flat Cable (For Easier Wire Identification)

- Voltage rating: 300V
- Temperature rating: -20°C to +80°C
- Splice free



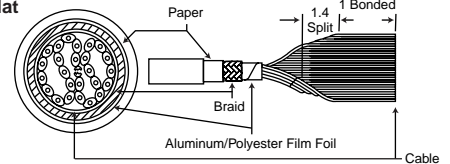
By the Foot

| MOUSER STOCK NO. | No. of Cond. | Price Per Foot | | | MOUSER STOCK NO. | Price Per 100' Spool |
|------------------|--------------|----------------|------|------|------------------|----------------------|
| | | 1 | 10 | 25 | | |
| 517-3302/9FT | 9 | .51 | .46 | .42 | 517-3302/9 | 31.71 |
| 517-3302/10FT | 10 | .61 | .55 | .49 | 517-3302/10 | 32.64 |
| 517-3302/14FT | 14 | .79 | .72 | .65 | 517-3302/14 | 45.70 |
| 517-3302/16FT | 16 | .97 | .88 | .79 | 517-3302/16 | 52.24 |
| 517-3302/20FT | 20 | 1.13 | 1.03 | .93 | 517-3302/20 | 65.28 |
| 517-3302/25FT | 25 | 1.45 | 1.32 | 1.18 | 517-3302/25 | 81.60 |
| 517-3302/26FT | 26 | 1.47 | 1.34 | 1.20 | 517-3302/26 | 84.86 |
| 517-3302/34FT | 34 | 1.92 | 1.75 | 1.58 | 517-3302/34 | 110.94 |
| 517-3302/37FT | 37 | 2.09 | 1.90 | 1.71 | 517-3302/37 | 120.76 |
| 517-3302/40FT | 40 | 2.26 | 2.06 | 1.85 | 517-3302/40 | 130.54 |
| 517-3302/50FT | 50 | 2.83 | 2.57 | 2.31 | 517-3302/50 | 163.18 |
| 517-3302/60FT | 60 | 3.39 | 3.08 | 2.78 | 517-3302/60 | 195.82 |

By the 100 ft. Reel

Round Jacketed/Shielded Flat Cable (For EM/ESD Protection)

- Splice free
- Voltage rating: 150V
- Temperature rating: -20°C to +80°C



By the Foot

| MOUSER STOCK NO. | No. of Cond. | Price Per Foot | | | MOUSER STOCK NO. | Price Per 100' Spool |
|------------------|--------------|----------------|------|------|------------------|----------------------|
| | | 1 | 10 | 25 | | |
| 517-3659/9FT | 9 | 1.75 | 1.59 | 1.47 | 517-3659/9 | 109.23 |
| 517-3659/10FT | 10 | 1.96 | 1.78 | 1.61 | 517-3659/10 | 114.35 |
| 517-3659/15FT | 15 | 2.22 | 2.02 | 1.81 | 517-3659/15 | 129.25 |
| 517-3659/20FT | 20 | 2.39 | 2.17 | 1.95 | 517-3659/20 | 139.17 |
| 517-3659/25FT | 25 | 2.64 | 2.40 | 2.16 | 517-3659/25 | 153.81 |
| 517-3659/26FT | 26 | 2.73 | 2.48 | 2.23 | 517-3659/26 | 159.06 |
| 517-3659/34FT | 34 | 3.07 | 2.79 | 2.51 | 517-3659/34 | 178.96 |
| 517-3659/37FT | 37 | 3.24 | 2.95 | 2.65 | 517-3659/37 | 188.89 |
| 517-3659/40FT | 40 | 3.33 | 3.03 | 2.72 | 517-3659/40 | 193.86 |
| 517-3659/50FT | 50 | 3.84 | 3.49 | 3.14 | 517-3659/50 | 223.69 |

By the 100 ft. Reel

NANOFLEX HI-DENSITY CABLE

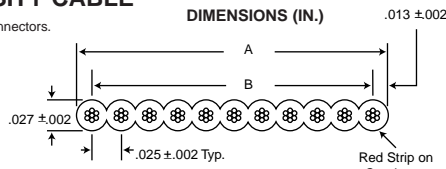
Use with all .050" center, hi-density connectors.

Mechanical Specifications:

- Conductor: 30AWG, 7/38
- Insulator: PVC gray

Electrical Specifications:

- Voltage rating: 30V
- Impedance: 75Ω
- Temperature rating: 105°C



By the Foot

| MOUSER STOCK NO. | No. of Positions | Dimensions (In.) | | Price Per Foot | | MOUSER STOCK NO. | Price Per Reel | |
|------------------|------------------|------------------|-------|----------------|------|------------------|----------------|--------|
| | | A | B | 1 | 25 | | 1 | 5 |
| 544-26NFC/FT | 26 | .65 | .625 | .77 | .70 | 544-26NFC | 65.00 | 59.00 |
| 544-34NFC/FT | 34 | .85 | .825 | .99 | .90 | 544-34NFC | 84.00 | 76.00 |
| 544-40NFC/FT | 40 | 1.00 | .975 | 1.19 | 1.08 | 544-40NFC | 100.00 | 91.00 |
| 544-50NFC/FT | 50 | 1.25 | 1.225 | 1.46 | 1.33 | 544-50NFC | 123.00 | 112.00 |
| 544-60NFC/FT | 60 | 1.50 | 1.475 | 1.74 | 1.58 | 544-60NFC | 146.00 | 133.00 |
| 544-80NFC/FT | 80 | 2.00 | 1.975 | 2.80 | 2.55 | 544-80NFC | 236.00 | 215.00 |
| 544-100NFC/FT | 100 | 2.50 | 2.475 | 2.92 | 2.66 | 544-100NFC | 246.00 | 224.00 |

By the 100 ft. Reel

IDC FLAT CABLE

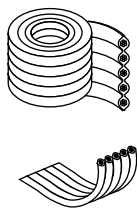
Features:

- Conductor size: 28 AWG
- Gray color
- Edge polarizing stripe
- Conductor spacing: .050"
- Available by the foot or in 50' or 100' dispenser box
- Conductor material: 7/36 stranded copper wire, tin plated
- Conductor material: 7/36 stranded copper wire, tin plated
- Insulation: 300V 105°C PVC (polyvinylchloride)
- Voltage rating: 300V (150V for 96 conductor)

Cable Sold by the Foot

For quantities greater than listed, call for quote.

| MOUSER STOCK NO. | No. of Cond. | Price Per Foot | | | |
|------------------|--------------|----------------|------|------|-----|
| | | 1 | 5 | 10 | 25 |
| 172-1400FT | 14 | .33 | .29 | .26 | .25 |
| 172-1600FT | 16 | .39 | .34 | .30 | .28 |
| 172-2000FT | 20 | .45 | .40 | .35 | .34 |
| 172-2400FT | 24 | .54 | .48 | .42 | .41 |
| 172-2500FT | 25 | .55 | .49 | .43 | .42 |
| 172-2600FT | 26 | .55 | .49 | .43 | .42 |
| 172-3400FT | 34 | .76 | .67 | .59 | .57 |
| 172-3600FT | 36 | .79 | .70 | .62 | .61 |
| 172-5000FT | 50 | 1.05 | .93 | .83 | .80 |
| 172-6400FT | 64 | 1.26 | 1.12 | 1.00 | .97 |



No. E82373
(Except 96 Conductor)

50 Ft. Spools

For quantities greater than listed, call for quote.

| MOUSER STOCK NO. | No. of Cond. | Spool Price | |
|------------------|--------------|-------------|-------|
| | | 1 | 5 |
| 172-2401 | 24 | 19.10 | 17.53 |

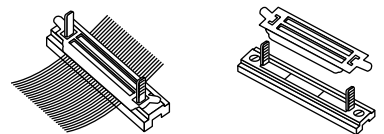
100 Ft. Spools

| | | | |
|----------|----|-------|-------|
| 172-1402 | 14 | 21.88 | 20.13 |
| 172-1602 | 16 | 23.38 | 21.51 |
| 172-2002 | 20 | 29.28 | 26.93 |
| 172-2402 | 24 | 35.50 | 32.66 |
| 172-2502 | 25 | 36.33 | 33.42 |
| 172-2602 | 26 | 38.25 | 35.19 |
| 172-3402 | 34 | 44.33 | 40.78 |
| 172-3602 | 36 | 46.40 | 42.69 |
| 172-5002 | 50 | 64.90 | 59.71 |
| 172-6402 | 64 | 81.93 | 75.38 |

IDC FLAT CABLE CLAMPS

Features:

- Can be mounted with bolts, rivets, or adhesive pads
- Solves flat cable routing problems
- Allows stacking of up to 8 cables
- Locks securely



For quantities greater than listed, call for quote.

| MOUSER STOCK NO. | No. of Conductors | Price Each | | |
|------------------|-------------------|------------|-----|-----|
| | | 1 | 100 | 500 |
| 172-W7700A | Up to 26 | .49 | .40 | .36 |
| 172-W7700B | Up to 40 | .59 | .46 | .42 |
| 172-W7700C | Up to 64 | .64 | .53 | .48 |

FLAT MODULAR TELEPHONE AND DATA CABLE

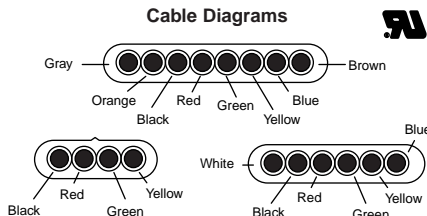
By The Foot orders will be shipped in a simple continuous coil of the number of feet ordered.

Features:

- Tinned copper conductors prevent corrosion
- Compatible with all USOC modular plugs

Specifications:

- PVC jacket
- 26 AWG, 7 x 34 stranding
- Conductors are USOC color coded



By The Foot

| MOUSER STOCK NO. | No. of Cond. | Color | Price Per Foot | | | | SPOOL STOCK NO. | Price Per 1000' Spool | | | |
|------------------|--------------|--------------|----------------|------|------|------|-----------------|-----------------------|-------|-------|-------|
| | | | 1 | 50 | 100 | 250 | | 1 | 5 | 10 | 25 |
| 172-UL4010-FT | 4 | Silver Satin | .12 | .076 | .063 | .061 | 172-UL4010 | 52.55 | 47.82 | 43.50 | 42.00 |
| 172-UL6010-FT | 6 | Silver Satin | .18 | .116 | .090 | .087 | 172-UL6010 | 68.02 | 61.90 | 56.33 | 55.60 |
| 172-UL8010-FT | 8 | Silver Satin | .25 | .160 | .129 | .125 | 172-UL8010 | 92.09 | 83.80 | 72.26 | 71.79 |
| 172-UL4110-FT | 4 | Black | .12 | .076 | .063 | .061 | 172-UL4110 | 52.55 | 47.82 | 43.50 | 42.00 |
| 172-UL6110-FT | 6 | Black | .18 | .116 | .090 | .087 | 172-UL6110 | 68.02 | 61.90 | 56.33 | 55.60 |
| 172-UL8110-FT | 8 | Black | .25 | .160 | .129 | .125 | 172-UL8110 | 92.09 | 83.80 | 72.26 | 71.79 |
| 172-UL4210-FT | 4 | White | .12 | .076 | .063 | .061 | 172-UL4210 | 52.55 | 47.82 | 43.50 | 42.00 |
| 172-UL6210-FT | 6 | White | .18 | .116 | .090 | .087 | 172-UL6210 | 68.02 | 61.90 | 56.33 | 55.60 |
| 172-UL8210-FT | 8 | White | .25 | .160 | .129 | .125 | 172-UL8210 | 92.09 | 83.80 | 72.26 | 71.79 |

By The 1000' Spool

Alligator Clips

CLIPS

Battery Clips

For quantities greater than listed, call for quote.

| MOUSER STOCK NO. | Fig. | Mueller | Smith | Description | Price Each | | |
|------------------|------|---------|-------|--------------------------------|------------|------|------|
| | | | | | 1 | 100 | 500 |
| 13AC511 | A | 48R&49R | ---- | Clip with red insulated boot | .98 | .890 | .809 |
| 13AC512 | A | 48B&49B | ---- | Clip with black insulated boot | .98 | .890 | .809 |

Alligator Clips

For quantities greater than listed, call for quote.

| MOUSER STOCK NO. | Fig. | Mueller | Smith | Description | Price Each | | |
|------------------|------|---------|-------|---|------------|------|------|
| | | | | | 1 | 100 | 500 |
| 13AC008 | B | 60S | ---- | Clip/non-insulated screw terminal | .26 | .250 | .240 |
| 13AC009 | C | 60 | 300 | Clip/non-insulated | .22 | .200 | .195 |
| 13AC140 | D | ---- | ---- | Clip/non-insulated solder terminal | .32 | .306 | .289 |
| 13AC141 | - | 62R | 331R | Red boot for clips above | .20 | .174 | .160 |
| 13AC142 | - | 62B | 331B | Black boot for clips above | .20 | .174 | .160 |
| 13AC091 | E | ---- | ---- | Clips w/red insulated sleeve & tab | .43 | .325 | .309 |
| 13AC092 | E | ---- | ---- | Clips w/black insulated sleeve & tab | .43 | .325 | .309 |
| 13AC151 | F | 60HSR | 351R | Clip w/red insulated sleeve | .53 | .450 | .410 |
| 13AC152 | F | 60HSB | 351B | Clip w/black insulated sleeve | .53 | .450 | .410 |
| 13AC120 | G | 30 | 338 | Test clip (non-insulated) solder term | .17 | .162 | .153 |
| 13AC121 | - | 32R | 389R | Red insulating boot for 13AC120 | .13 | .119 | .111 |
| 13AC122 | - | 32B | 389B | Black insulated boot for 13AC120 | .13 | .119 | .111 |
| 13AC123 | - | 32G | 389G | Green insulated boot for 13AC120 | .13 | .119 | .111 |
| 13AC124 | - | 32Y | 389Y | Yellow insulated boot for 13AC120 | .13 | .119 | .111 |
| 13AC161 | H | ---- | ---- | Clip/red insulated. Tabs, solder term | .38 | .343 | .312 |
| 13AC162 | H | ---- | ---- | Clip/black insulated. Tabs, solder term | .38 | .343 | .312 |
| 13AC170 | I | 34 | ---- | Test clip (non-insulated) solder term | .33 | .260 | .240 |
| 13AC171 | - | 36R | ---- | Red insulated boot for 13AC170 | .18 | .157 | .143 |
| 13AC172 | - | 36B | ---- | Black insulated boot for 13AC170 | .18 | .157 | .143 |
| 13AC130 | J | ---- | ---- | Test clip (non-insulated) solder term | .38 | .250 | .230 |
| 13AC131 | - | ---- | ---- | Red insulated boot for 13AC130 | .13 | .119 | .111 |
| 13AC132 | - | ---- | ---- | Black insulated boot for 13AC130 | .13 | .119 | .111 |

MUELLER® CLIPS

30 Series Miniature Clips

For quantities greater than listed, call for quote.

| MOUSER STOCK NO. | Fig. | Length (Inches) | Jaw Open | Description | Price Each | | |
|------------------|------|-----------------|----------|--|------------|-----|-----|
| | | | | | 1 | 10 | 100 |
| 548-34 | K | 1.09 | .22 | Steel, cadmium plated, for #20 or smaller wire. Smooth jawed "microscopic tip" | .39 | .37 | .35 |
| 548-34-C | K | 1.09 | .22 | Steel, copper plated, same as 548-34 | .40 | .38 | .36 |
| 548-30 | L | 1.09 | .19 | Steel, cadmium plated, for #20 or smaller wire. Full meshing teeth | .20 | .19 | .18 |
| 548-30-C | L | 1.09 | ---- | Solid copper, same as #30 | .25 | .24 | .23 |
| 548-32-B | M | 1.21 | ---- | Black vinyl insulator for #30 and #30C | .15 | .14 | .13 |
| 548-32-R | M | 1.21 | ---- | Red vinyl insulator for #30 and #30C | .15 | .14 | .13 |
| 548-30-BL | N | 1.25 | .19 | Steel, cadmium plated, solder/crimp | .20 | .19 | .18 |
| 548-30-TBO | O | 1.50 | .19 | Steel, cadmium plated, w/6-32 thread barrel | .40 | .38 | .36 |

60 Series Alligator Clips

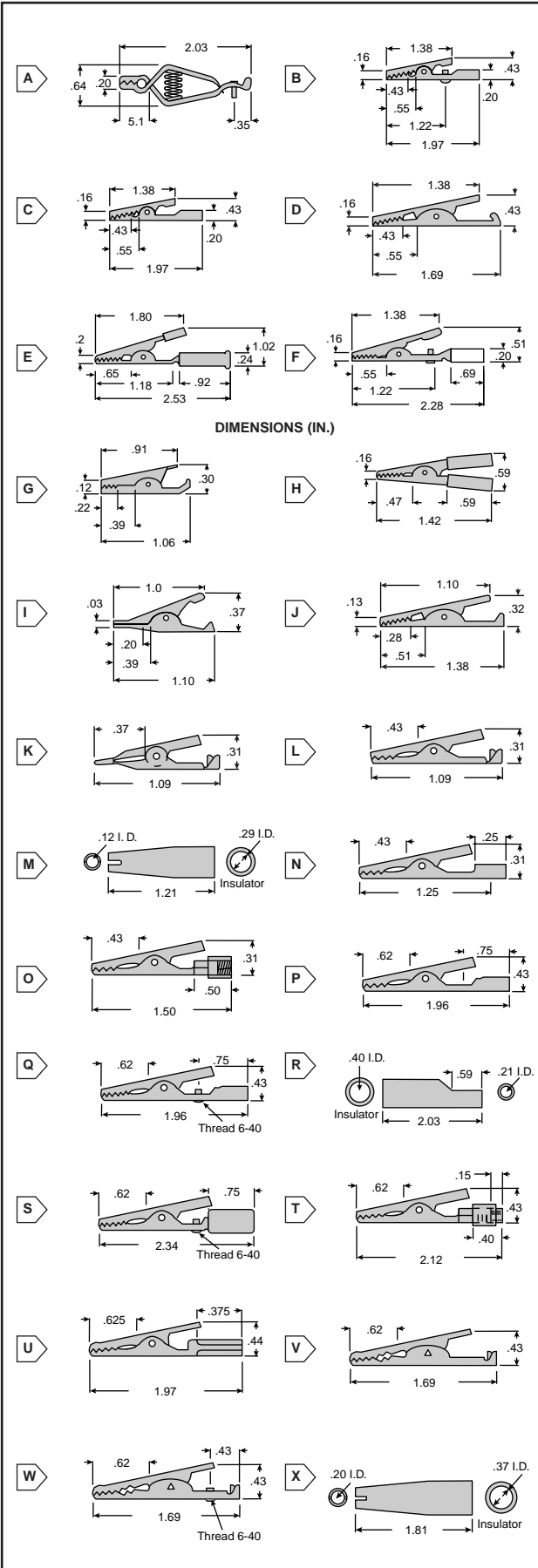
For quantities greater than listed, call for quote.

| MOUSER STOCK NO. | Fig. | Length (Inches) | Jaw Open | Description | Price Each | | |
|------------------|------|-----------------|----------|--|------------|-----|-----|
| | | | | | 1 | 10 | 100 |
| 548-60 | P | 1.96 | .32 | Steel, cadmium plated, solder or stake. Barrel construction for banana plug | .26 | .25 | .23 |
| 548-60-S | Q | 1.96 | .32 | Steel, cadmium plated, screw connection | .31 | .29 | .28 |
| 548-60-CS | Q | 1.96 | .32 | Solid copper, screw connection | .52 | .49 | .47 |
| 548-62-B | R | 2.03 | ---- | Black vinyl insulator for 60, 60-S, 60-C | .15 | .14 | .13 |
| 548-62-R | R | 2.03 | ---- | Red vinyl insulator for 60, 60-S, 60-C | .15 | .14 | .13 |
| 548-60-HSB | S | 2.34 | .32 | Black insulated barrel and screw connection, steel, cadmium plated | .62 | .59 | .56 |
| 548-60-HSR | S | 2.34 | .32 | Red insulated barrel and screw connection, steel, cadmium plated | .62 | .59 | .56 |
| 548-60-CHSB | S | 2.34 | .32 | Black insulated barrel and screw connections, solid copper | .62 | .59 | .56 |
| 548-60-CHSR | S | 2.34 | .32 | Red insulated barrel and screw connections, solid copper | .62 | .59 | .56 |
| 548-60-TBO | T | 2.12 | .32 | Steel, cadmium plated, resistance welded, 8/32 threaded steel barrel | .46 | .44 | .41 |
| 548-60-PR2 | U | 2.23 | .32 | Steel, cadmium plated. Barrel formed for phone or test tip. Barrel ID is .080 inches | .41 | .39 | .37 |

70 Series Alligator Clips

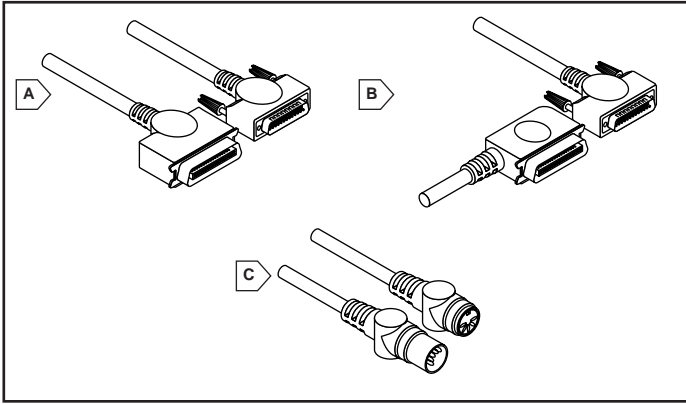
For quantities greater than listed, call for quote.

| MOUSER STOCK NO. | Fig. | Length (Inches) | Jaw Open | Description | Price Each | | |
|------------------|------|-----------------|----------|---|------------|-----|-----|
| | | | | | 1 | 10 | 100 |
| 548-70 | V | 1.69 | .32 | Steel, cadmium plated. Wire crimping ears. Can be soldered, staked or crimped | .38 | .36 | .34 |
| 548-70-S | W | 1.69 | .32 | Steel, cadmium plated. Screw connection | .35 | .33 | .32 |
| 548-70-CS | W | 1.69 | .32 | Solid copper, screw connection | .49 | .47 | .44 |
| 548-72-B | X | 1.81 | ---- | Black vinyl insulator for 70 series | .25 | .24 | .23 |
| 548-72-R | X | 1.81 | ---- | Red vinyl insulator for 70 series | .25 | .24 | .23 |



Computer Cables, Adaptors, and Accessories

3M HIGH QUALITY COMPUTER HOOK-UP CABLES



Parallel PC to Printer Cables

The Gold Series computer hook-up cables offer high quality at low cost for your IBM and compatible computers.

Features:

- Gold contacts and pins
- Aluminized flexible shield to reduce EMI/RFI interference
- Super flexible, rubberized PVC jacket
- Molded strain relief

For quantities greater than listed, call for quote.

| MOUSER STOCK NO. | Fig. | Description | Length (Feet) | Price Each | | |
|------------------|------|-------------------------------|---------------|------------|-------|-------|
| | | | | 1 | 5 | 10 |
| 517-66535 | A | DB 25 male to centronics male | 6 | 8.92 | 8.03 | 7.23 |
| 517-66501 | A | DB 25 male to centronics male | 25 | 17.09 | 15.38 | 13.84 |
| 517-66550 | B | DB 25 male to centronics male | 10 | 13.98 | 12.59 | 11.33 |

Keyboard Extension Cable

6 foot keyboard extension cable for IBM and compatible PC/XT/AT/PS2

For quantities greater than listed, call for quote.

| MOUSER STOCK NO. | Fig. | Description | Price Each | | |
|------------------|------|-------------------------------|------------|------|------|
| | | | 1 | 5 | 10 |
| 517-66592 | C | IBM XT/AT 5 pin DIN connector | 6.99 | 6.29 | 5.66 |

COMPUTER CABLE DOUBLE SHIELDED

Features:

- 26 AWG wire
- Double shield, aluminum foil shield plus copper braided shield
- 10 foot cable length
- All pins wired
- 25 pin male to male



For quantities greater than listed, call for quote.

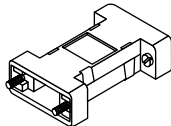
| MOUSER STOCK NO. | Price Each | | |
|------------------|------------|------|------|
| | 1 | 5 | 10 |
| 155-0125 | 9.39 | 8.98 | 8.17 |

D-SUBMINIATURE CUSTOM ADAPTOR HOUSING

A two piece plastic housing designed for custom applications requiring the use of two D-sub connectors. Applications include custom jumper boxes, null modems, and interconnects. Three configurations are available: DB9 to DB9, DB9 to DB25, and DB25 to DB25. Connectors are not included.

Features:

- All plastic construction
- Connector screws included
- Snap together assembly

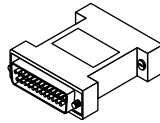


| MOUSER STOCK NO. | Color | Description | Price Each | | | |
|------------------|-------|---------------------------------|------------|-----|-----|-----|
| | | | 1 | 10 | 25 | 50 |
| 157-4001 | Black | DB9 / DB9 housing with screws | 1.10 | .85 | .76 | .69 |
| 157-4002 | Gray | DB9 / DB25 housing with screws | 1.10 | .85 | .76 | .69 |
| 157-4000 | Black | DB25 / DB25 housing with screws | 1.10 | .85 | .76 | .69 |
| 157-4003 | Gray | DB25 / DB25 housing with screws | 1.10 | .85 | .76 | .69 |

COMPUTER ACCESSORIES

- Standard DB25 housing

For quantities greater than listed, call for quote.

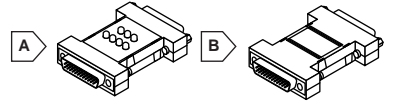


| MOUSER STOCK NO. | Description | Price Each | | |
|------------------|----------------------------|------------|-------|-------|
| | | 1 | 10 | 25 |
| 157-4020 | Jumper box male / male | 6.56 | 5.96 | 5.42 |
| 157-4021 | Jumper box male / female | 6.72 | 6.11 | 5.56 |
| 157-4022 | Jumper box female / female | 6.89 | 6.26 | 5.69 |
| 157-4030 | RS232 surge protector | 12.79 | 11.63 | 10.57 |

COMPUTER ACCESSORIES

Features:

- Standard null modem most commonly used
- Mini-tester quickly determines if trouble is emanating from the cable or the equipment
- Standard DB25 housing

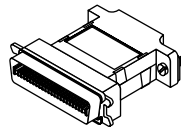


For quantities greater than listed, call for quote.

| MOUSER STOCK NO. | Fig. | Description | Price Each | | | |
|------------------|------|------------------------------|------------|-------|-------|-------|
| | | | 1 | 10 | 25 | 50 |
| 157-4040 | A | Mini-tester with 7 LED's M/F | 14.37 | 13.07 | 11.88 | 10.80 |
| 157-4050 | B | Null modem, male/female | 7.31 | 6.12 | 5.56 | 5.06 |

CENTRONICS TYPE 25 PIN D-SUB PORT ADAPTOR, IBM

For quantities greater than listed, call for quote.



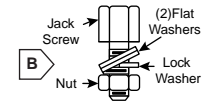
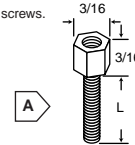
| MOUSER STOCK NO. | Description | Price Each | | |
|------------------|--|------------|------|------|
| | | 1 | 10 | 25 |
| 524-45-598 | 36 pin male Centronics / 25 pin female D-sub | 9.02 | 8.12 | 7.85 |

KEYSTONE JACK SCREWS

Equivalent to Amp, Cannon, and TRW jack screws.

DIMENSIONS (IN.)

- Meets MIL-C-24308/26
- Material: steel and zinc plate




* Jack Screw with Hardware

| MOUSER STOCK NO. | Fig. | Description | Length (In.) | Price Each | | | |
|------------------|------|----------------|--------------|------------|-----|-----|-----|
| | | | | 1 | 10 | 100 | 500 |
| 534-7230 | A | Gold iridite | .312 | .24 | .20 | .19 | .17 |
| 534-7230-5 | A | Clear chromate | .312 | .24 | .20 | .19 | .17 |
| * 534-7231 | B | Gold iridite | .312 | .36 | .33 | .30 | .27 |
| * 534-7231-5 | B | Clear chromate | .312 | .36 | .33 | .30 | .27 |
| 534-7232 | A | Gold iridite | .625 | .42 | .40 | .38 | .36 |
| 534-7232-5 | A | Clear chromate | .625 | .42 | .40 | .38 | .36 |
| * 534-7233 | B | Gold iridite | .625 | .79 | .71 | .64 | .58 |
| * 534-7233-5 | B | Clear chromate | .625 | .79 | .71 | .64 | .58 |

D-SUB DUST / SPLASH COVERS

- Fits 9 or 25-pin "D-sub" connectors
- Increases connector life
- Hood color: red
- Keeps dust and liquids from entering the plug or socket

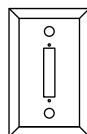
For quantities greater than listed, call for quote.



| MOUSER STOCK NO. | Description | Type | Price Each | | |
|------------------|-------------|--------|------------|-----|-----|
| | | | 1 | 10 | 100 |
| 152-1042-1P | Fits 9 pin | Male | .58 | .45 | .41 |
| 152-1042-1S | Fits 9 pin | Female | .58 | .45 | .41 |
| 152-1042-3P | Fits 25 pin | Male | .58 | .45 | .41 |
| 152-1042-3S | Fits 25 pin | Female | .58 | .45 | .41 |

SINGLE D-SUB WALL PLATES

- 25 pin "D-sub" (RS232)
- Durable thermoplastic or polished stainless steel



Plastic Plate

For quantities greater than listed, call for quote.

| MOUSER STOCK NO. | Color | Price Each | | |
|------------------|-------|------------|------|------|
| | | 1 | 10 | 50 |
| 152-0125 | Beige | 1.45 | 1.31 | 1.25 |

Stainless Steel Plate

| MOUSER STOCK NO. | Color | Price Each | | |
|------------------|-----------------|------------|------|------|
| | | 1 | 10 | 100 |
| 556-DW25B | Stainless steel | 1.45 | 1.31 | 1.25 |

Transistor Sockets, Kits, and Hardware



- Space savings
- Easier servicing
- Labor saving
- Simpler mounting

Sockets for TO-66 Case

| MOUSER STOCK NO. | Fig. | Case Type | Top Plate Material | Standoff Height (In.) | Price Each | | | |
|------------------|------|-----------|--------------------|-----------------------|------------|------|------|------|
| | | | | | 1 | 10 | 100 | 500 |
| 534-4611 | A | TO-66 | Molded nylon | .03 | 2.12 | 1.77 | 1.63 | 1.38 |
| 534-4612 | A | TO-66 | Molded nylon | .045 | 2.12 | 1.77 | 1.63 | 1.38 |
| 534-4614 | A | TO-66 | Molded nylon | .09 | 2.12 | 1.77 | 1.63 | 1.38 |
| 534-4615 | B | TO-66 | Phenolic | --- | 1.92 | 1.60 | 1.65 | 1.40 |
| 534-4625 | C | TO-66 | Molded nylon | .08 | 3.22 | 2.68 | 2.33 | 1.98 |

Sockets for TO-3 Case

| MOUSER STOCK NO. | Fig. | Case Type | Material | Standoff Height (In.) | Price Each | | | |
|------------------|------|-----------|--------------|-----------------------|------------|-----|-----|-----|
| | | | | | 1 | 10 | 100 | 500 |
| 534-4601 | D | TO-3 | Molded nylon | .09 | .81 | .74 | .65 | .56 |
| 534-4602 | D | TO-3 | Molded nylon | .045 | .75 | .68 | .60 | .52 |
| 534-4603 | D | TO-3 | Molded nylon | .03 | .79 | .73 | .62 | .53 |
| 534-4606 | E | TO-3 | Phenolic | --- | .90 | .81 | .72 | .61 |
| 534-4600 | F | TO-3 | Molded nylon | .09 | .95 | .85 | .69 | .58 |

KEYSTONE MOUNTING KITS

Socket mounting kits for TO-3 and TO-66 power transistors

Transistor Mounting Kit With Socket

For quantities greater than listed, call for quote.

| MOUSER STOCK NO. | Fig. | Description | Price Each | | |
|------------------|------|--|------------|------|------|
| | | | 1 | 10 | 100 |
| 534-4732 | A | TO-3 kit includes 2 #6-20 screws, 1 mica insulator, 1 Stock No. 534-4602 transistor socket | 1.59 | 1.33 | 1.28 |
| 534-4734 | B | TO-3 kit includes 2 #6-20 screws, 1 mica insulator, 4 nylon bushings, 1 Stock No. 534-4606 transistor socket | 1.74 | 1.45 | 1.32 |
| 534-4736 | A | TO-66 kit includes 2 #6-20 screws, 1 mica insulator, 1 Stock No. 534-4612 transistor socket | 2.05 | 1.71 | 1.58 |
| 534-4738 | B | TO-66 includes 2 #6-20 screws, 1 mica insulator, 4 nylon bushings 1 Stock No. 534-4615 transistor socket | 2.05 | 1.71 | 1.58 |
| 534-4616 | C | Nylon power transistor mount only for TO-3 | .17 | --- | .08 |

Transistor Mounting Kit Without Socket

| MOUSER STOCK NO. | Fig. | Description | Price Each | | |
|------------------|------|--|------------|-----|-----|
| | | | 1 | 10 | 100 |
| 534-4725 | D | Kit for TO-3 case includes 2 #6-32 screws, 1 mica insulator, 2 shoulder washers, 2 metal washers, 1 solder terminal, 2 lockwashers and 2 #6-32 nuts | 1.06 | .88 | .83 |
| 534-4726 | D | Kit for TO-66 case includes 2 #6-32 screws, 1 mica insulator, 2 shoulder washers, 2 metal washers, 1 solder terminal, 2 lockwashers and 2 #6-32 nuts | 1.06 | .88 | .83 |
| 534-4729 | E | Kit for DO-4, TO-59, TO-60 and TO-62 cases includes 1 mica insulator, 1 shoulder washer, 1 solder terminal, 1 lockwasher, and 1 #10-32 nut | 1.06 | .88 | .83 |
| 534-4730 | E | Kit for DO-5, TO-48 and TO-61 cases includes 1 mica insulator, 1 shoulder washer, 1 solder terminal, 1 lockwasher and 1 1/4-28 nut | 1.06 | .88 | .83 |
| 534-4724 | F | Kit for TO-220 case includes 1 #4-40 screw, 1 mica insulator, 1 shoulder washer, 1 lockwasher & 1 #4-40 nut | 1.06 | .88 | .83 |

KEYSTONE TRANSISTOR MICA INSULATORS

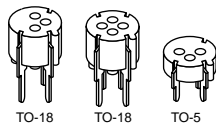
- Rapid heat dissipation
- High dielectric strength
- Non-toxic
- Low cost
- Precision stamped .003" thick mica

For quantities greater than listed, call for quote.

| MOUSER STOCK NO. | Fig. | Screw Size | Description | Price Each | | |
|------------------|------|------------|--|------------|------|------|
| | | | | 1 | 100 | 500 |
| 534-4681 | A | 10 | For use with transistor cases with threaded stud | .07 | .037 | .013 |
| 534-4682 | A | 1/4 | For use with transistor cases with threaded stud | .08 | .039 | .035 |
| 534-4656 | A | 6 | For use with transistor cases with threaded stud | .07 | .040 | .034 |
| 534-4651 | B | --- | For use with TO-3 case transistor | .11 | .055 | .046 |
| 534-4672 | C | --- | For use with TO-220 case transistor | .11 | .055 | .046 |
| 534-4666 | D | --- | For use with various TO-66 cases | .11 | .055 | .046 |

SMALL SIGNAL TRANSISTOR SOCKETS

- Flammability rating: UL94V-0
- Material: 30% glass filled polyester
- Contact material: Phosphor bronze
- Contact rating: 1.0 amp
- Contact resistance: 10mΩ
- Temperature range: -65°C to +150°C
- Pin circle diameter: 0.2



| MOUSER STOCK NO. | Case Style | No. of Pins | Contact Plating | Price Each | | | | |
|------------------|------------|-------------|-----------------|------------|-----|-----|------|-------|
| | | | | 1 | 100 | 500 | 1000 | 5000 |
| 151-TO-18320G | TO-18 | 3 | Gold | .72 | .57 | .52 | .47 | Call |
| 151-TO-18420G | TO-18 | 4 | Gold | .87 | .68 | .62 | .56 | For |
| 151-TO-5320G | TO-5 | 3 | Gold | .72 | .57 | .52 | .47 | Quote |

EAGLE POWER TRANSISTOR COVERS AND MOUNTS

- Simplifies mounting and installation
- Improved thermal efficiency
- Heavy duty type 66 nylon

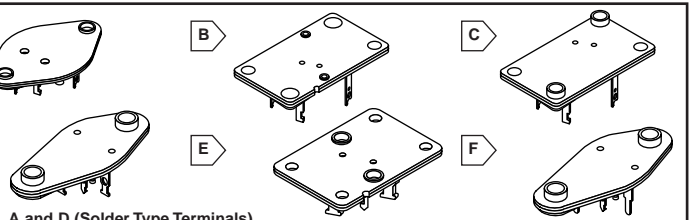
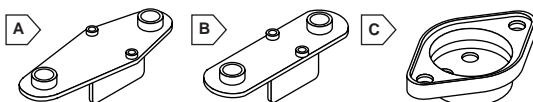


Figure No. A and D (Solder Type Terminals)

These sockets are held underneath the chassis and the transistor is inserted into the socket, holding the assembly in position.

Figure No. B, C, and E (Solder Type Terminals)

Pre-assembling the socket to the chassis by eyelets or rivets, permits the installation of the transistor at a later stage in the assembly.

Figure No. F (PC Type Terminals)

Especially mounted on PC board, stops on PC terminals provide sufficient spacing for proper assembly of transistor to socket.

These pre-packed universal mounting kits provide all the necessary hardware and insulators required to securely mount transistors to the chassis.

Features:

- Labor saving
- Easier mounting to chassis
- Better thermal efficiency
- Avoids soldering directly to the transistor
- Easier to service

Order 534-4732 for TO-3 kit
Order 534-4736 for TO-66 kit

Order 534-4734 for TO-3 kit
Order 534-4738 for TO-66 kit

Molded Nylon: 534-4616

POWER TRANSISTOR SOCKETS

Specifications:

- Material: Phenolic resin
- Contact material: Phosphor bronze
- Contact rating: 5.0 amp
- Contact resistance: 10mΩ
- Temp. range: -33°C to +150°C

| MOUSER STOCK NO. | Case Style | Contact Plating | Price Each | | | |
|------------------|------------|-----------------|------------|------|------|------|
| | | | 1 | 100 | 500 | 1000 |
| 151-TO-360T | TO-3 | Tin | 2.00 | 1.82 | 1.65 | 1.50 |
| 151-TO-660T | TO-66 | Tin | 1.60 | 1.34 | 1.22 | 1.10 |

AUGAT TO-3 POWER TRANSISTOR SOCKETS

Features:

- Temperature rating: 170°C max.
- Insulation resistance: 500MΩ
- Breakdown voltage: 800V RMS
- Contact resistance: 10mΩ max.
- Current rating: 10 amp max.
- Force: 12 oz. average retention

| MOUSER STOCK NO. | Lead Dia. (In.) | Contact Plating | Price Each | |
|------------------|-----------------|-----------------|------------|------|
| | | | 1 | 100 |
| 506-8080-1G24 | .040 | Tin | 2.62 | 2.38 |
| 506-8080-1G25 | .040 | Gold | 3.64 | 3.31 |
| 506-8080-1G35 | .060 | Tin | 3.19 | 2.95 |

AUGAT LOW PROFILE TRANSISTOR AND IC SOCKETS

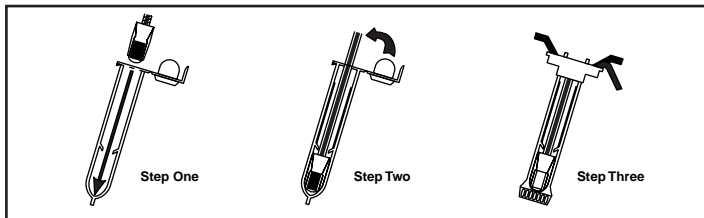
For quantities greater than listed, call for quote.

| MOUSER STOCK NO. | Type Leads | No. of Contacts | Contact Plating | Sleeve Plating | Insulator Color | Price Each | |
|------------------|------------|-----------------|-----------------|----------------|-----------------|------------|------|
| | | | | | | 1 | 100 |
| 506-8058-1G59 | PC | 3 | Gold | Gold | Brown | 5.18 | 3.89 |
| 506-8058-1G49 | PC | 8 | Gold | Gold | Brown | 6.10 | 4.58 |

| MOUSER STOCK NO. | Fig. | Description | Price Each | | | |
|------------------|------|------------------------------|------------|-----|------|------|
| | | | 1 | 100 | 1000 | 5000 |
| 561-E001 | A | TO-3 Power transistor mount | .43 | .16 | .11 | .042 |
| 561-E002 | B | TO-66 power transistor mount | .43 | .16 | .11 | .042 |
| 561-E003 | C | TO-3 power transistor cover | .94 | .35 | .23 | .084 |
| 561-E004 | C | TO-66 power transistor cover | .94 | .35 | .23 | .084 |

IDC Connectors, Tools, and Hardware

3M SCOTCHLOK™ DIRECT BURIAL SPLICE KITS



These 3M Scotchlok™ direct burial splice kits splice and effectively moisture seal two or more conductors for remote control circuits in irrigation and landscape lighting systems. DBY-6 and DBR-6 are UL listed for direct burial splices.

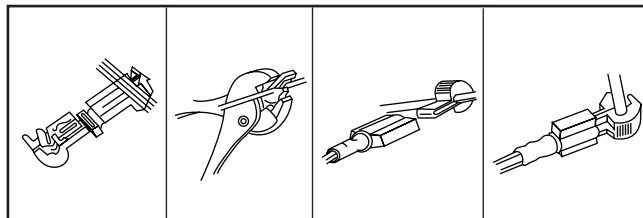


E102356

Connectors

| MOUSER STOCK NO. | Common Wire AWG Combinations | Volts | Splices Per Kit | Price Each | | | |
|------------------|------------------------------|-------|-----------------|------------|------|------|----------------|
| | | | | 1 | 100 | 500 | 1000 |
| * 517-DBY-6 | 2 #18, 2 #12 | 600 | 2 | 2.70 | 2.51 | 2.36 | Call For Quote |
| 517-DBY | 2 #18, 2 #12 | 30 | 2 | 1.97 | 1.85 | 1.74 | |
| * 517-DBR-6 | 7 #18, 4 #12, 3#10 | 600 | 2 | 2.79 | 2.62 | 2.46 | |
| 517-DBR | 7 #18, 4 #12, 3#10 | 30 | 2 | 1.95 | 1.84 | 1.72 | |

3M SCOTCHLOK™ IDC FEMALE T-TAP DISCONNECTS



- Quick, easy connection
- No messy tape to tangle
- No cutting and stripping the wire

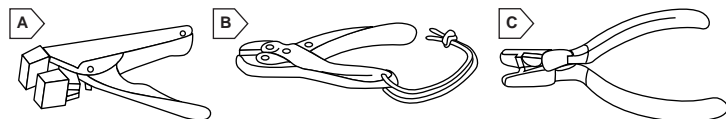


Mates with standard .250 x .032 male blade

| MOUSER STOCK NO. | Color | Wire (AWG) | Standard Package | | Price Each | | | |
|------------------|--------|------------|------------------|------|------------|-----|-----|------|
| | | | Box | Case | 1 | 100 | 500 | 1000 |
| 517-951X | Red | 22-18 | 50 | 500 | .33 | .20 | .18 | .16 |
| 517-952X | Blue | 18-14 | 50 | 500 | .33 | .20 | .18 | .16 |
| 517-953X | Yellow | 12 | 50 | 100 | .41 | .22 | .20 | .18 |

3M SCOTCHLOK™ IDC CRIMP TOOLS

3M Scotchlok™ communications connectors may be used on standard polyethylene wire insulation, the polypropylene insulation of filled cable, and on pulp. Use of connector is limited only to wire range and port size. Wire sizes may be intermixed within a connector.

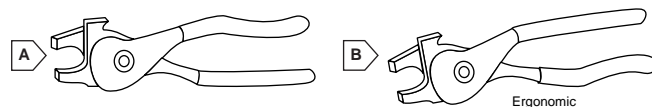


- Solid wire

| MOUSER STOCK NO. | Fig. | Description | Price Each |
|------------------|------|---|------------|
| 517-E9BM | A | Adjust. jaws crimp tool for use with all IDC, and U series connectors | 50.35 |
| 517-E9E | B | Parallel action for use with UAL, UG, UR, UY, UB connectors | 22.15 |
| 517-E9Y | C | Stepped jaws for use with UAL, UG, UR, UY, UB connectors | 22.94 |

EAGLE STRAIN RELIEF ASSEMBLY TOOLS

- Makes bushing installation a "breeze"
- One tool fits all
- Cushioned handles



Ergonomic

Adjustable To All Sizes

| MOUSER STOCK NO. | Fig. | Price Each | |
|------------------|------|------------|------|
| | | 1 | 5 |
| 561-M0022 | A | 58.78 | Call |
| 561-M0023 | B | 58.78 | Call |

EAGLE STRAIN RELIEF BUSHINGS

- Holes with flats prevent rotation of bushing



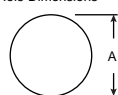
E96397



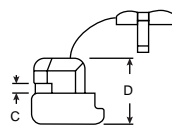
LR60335

DIMENSIONS (IN.)

Hole Dimensions



Bushing



Black Nylon

| MOUSER STOCK NO. | Cable Cross Section | Cables Accommodated | | | | | | Dimensions (In.) | | | | Price Each | | |
|------------------|---------------------|---------------------|--------|------|-------|------|------|------------------|------|----------------------|----------------|------------|------|----------------|
| | | Cable Type | Height | | Width | | Dia. | Mounting Hole | | Max. Panel Thickness | Bushing Length | 1 | 100 | 1000 |
| | | | Min. | Max. | Min. | Max. | | A | B | | | | | |
| 561-MP3P4 | Flat | SP-1, SPT-1 | .120 | .120 | .222 | .222 | --- | .437 | .390 | .062 | .410 | .08 | .048 | Call For Quote |
| 561-MP4K1 | Flat | SPT-2, HPN | .150 | .160 | .280 | .400 | --- | .500 | .460 | .095 | .495 | .13 | .069 | |
| 561-MP4K4 | Flat | SPT-1, SPT-2, HPN | .120 | .120 | .300 | .300 | --- | .500 | .465 | .100 | .406 | .10 | .057 | |
| 561-MP4N4 | Flat | SPT-1, SPT-2, HPN | .120 | .120 | .300 | .300 | --- | .500 | .465 | .062 | .406 | .13 | .069 | |
| 561-MP5K4 | Flat | SPT-2 | .150 | .150 | .160 | .160 | --- | .562 | .530 | .125 | .609 | .17 | .099 | Call For Quote |
| 561-MP30-1 | Flat | SPT-2, SPT-1 | .120 | .160 | .300 | .410 | --- | .560 | .730 | .125 | .670 | .20 | .114 | |
| 561-MP5N4 | Round | SV, SVT, HPD | --- | --- | --- | --- | .290 | .500 | .450 | .062 | .438 | .10 | .057 | |
| 561-MP5P4 | Round | SV, SVT, HPD | --- | --- | --- | --- | .290 | .500 | .450 | .100 | .438 | .10 | .051 | |
| 561-MP6N34 | Round | SJ, SJT | --- | --- | --- | --- | .430 | .625 | .550 | .062 | .580 | .20 | .114 | Call For Quote |
| 561-MP6N4 | Round | SJT, SJO | --- | --- | --- | --- | .300 | .625 | .550 | .062 | .580 | .20 | .114 | |
| 561-MP6P34 | Round | SJ, SJT, SJO | --- | --- | --- | --- | .360 | .625 | .550 | .125 | .580 | .17 | .099 | |
| 561-MP6P4 | Round | SJ, SJT, SJO | --- | --- | --- | --- | .300 | .625 | .550 | .125 | .580 | .20 | .114 | |
| 561-MP6W1 | Round | SJ, SJT, SJO | --- | --- | --- | --- | .300 | .500 | .465 | .090 | .437 | .13 | .069 | Call For Quote |
| 561-MP7W20 | Round | SJT, S, STO | --- | --- | --- | --- | .430 | .875 | .770 | .125 | .750 | .32 | .155 | |

90° Angle Style

| MOUSER STOCK NO. | Cable Cross Section | Cables Accommodated | | | | | | Dimensions (In.) | | | | Price Each | | |
|------------------|---------------------|---------------------|--------|------|-------|------|------|------------------|------|----------------------|----------------|------------|------|----------------|
| | | Cable Type | Height | | Width | | Dia. | Mounting Hole | | Max. Panel Thickness | Bushing Length | 1 | 100 | 1000 |
| | | | Min. | Max. | Min. | Max. | | A | B | | | | | |
| 561-MP13L1 | Flat | SP-1 | .120 | .120 | .220 | .220 | --- | .437 | .390 | .062 | .050 | .16 | .091 | Call For Quote |
| 561-MP14L1 | Flat | SPT-2, HPN | .150 | .160 | .280 | .300 | --- | .500 | .450 | .100 | .687 | .19 | .107 | |
| 561-MP15L1 | Round | SV | --- | --- | --- | --- | .265 | .500 | .450 | .100 | .687 | .19 | .107 | |

FIXED POWER RESISTORS

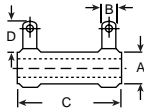
For quantities greater than listed, call for quote.

Specifications:

- Resistance tolerance: ±5%
- Temperature coefficient: ±100PPM

Features:

- Welded terminals
- Excellent heat dissipation
- Vitreous enamel coated



Cross Reference Chart

| Memcor Truohm | Ohmite | Clarostat | Dale † |
|---------------|--------|-----------|--------|
| FR25 | L25J | VP25K | HL25 |
| FR50 | L50J | VP50K | HL50 |
| FR100 | L100J | VK100N | HL100 |
| FR200 | L225J | VK200W | HL225 |

DIMENSIONS (IN.)

| Series | A | B | C | D |
|--------|-------|------|--------|------|
| FR25 | 9/16 | 1/4 | 2 | 9/16 |
| FR50 | 9/16 | 1/4 | 4 | 9/16 |
| FR100 | 3/4 | 1/4 | 6 1/2 | 9/16 |
| FR200 | 1 1/8 | 5/16 | 10 1/2 | 5/8 |

† All Dale part numbers are silicone coated.

Table of Values in (Ω)

| | | | | | | | | | |
|-----|-----|----|-----|-----|-----|------|------|-----|------|
| 1.0 | 4.0 | 15 | 75 | 200 | 500 | 1.5K | 3K | 10K | 25K |
| 2.0 | 5.0 | 25 | 100 | 250 | 750 | 2K | 5K | 15K | 50K |
| 3.0 | 10 | 50 | 150 | 300 | 1K | 2.5K | 7.5K | 20K | 100K |

| MOUSER STOCK NO. | Range of Values (Ω) | Price Each | | |
|--|---------------------|------------|------|------|
| | | 1 | 25 | 100 |
| FR-25, 25 Watts Uses Bracket 588-1441-005 | | | | |
| 588-FR25-Value | 1.0 - 5.0 | 3.34 | 3.09 | 2.57 |
| 588-FR25-Value | 10 - 800 | 3.29 | 3.03 | 2.54 |
| 588-FR25-Value | 1K - 3.5K | 3.45 | 3.17 | 2.65 |
| 588-FR25-Value | 4K - 7.5K | 3.48 | 3.22 | 2.69 |
| 588-FR25-Value | 10K - 20K | 4.16 | 3.85 | 3.21 |
| 588-FR25-Value | 25K | 4.32 | 3.99 | 3.33 |
| 588-FR25-Value | 50K | 4.49 | 4.13 | 3.45 |
| 588-FR25-Value | 100K | 4.77 | 4.41 | 3.68 |

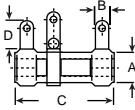
| MOUSER STOCK NO. | Range of Values (Ω) | Price Each | | |
|--|---------------------|------------|-------|-------|
| | | 1 | 25 | 100 |
| FR-50, 50 Watts Uses Bracket 588-1441-005 | | | | |
| 588-FR50-Value | 1.0 | 5.16 | 4.77 | 3.98 |
| 588-FR50-Value | 2.0 - 5.0 | 4.84 | 4.47 | 3.73 |
| 588-FR50-Value | 10 - 800 | 4.75 | 4.38 | 3.65 |
| 588-FR50-Value | 1K - 8K | 4.69 | 4.34 | 3.61 |
| 588-FR50-Value | 10K - 20K | 5.16 | 4.77 | 3.98 |
| 588-FR50-Value | 25K - 50K | 7.33 | 6.76 | 5.64 |
| 588-FR50-Value | 100K | 7.51 | 6.93 | 5.79 |
| FR-100, 100 Watts Uses Bracket 588-1441-006 | | | | |
| 588-FR100-Value | 1.0 - 2.0 | 7.31 | 6.73 | 6.18 |
| 588-FR100-Value | 3.0 - 5.0 | 7.02 | 6.47 | 5.94 |
| 588-FR100-Value | 10 - 75 | 6.60 | 6.10 | 5.59 |
| 588-FR100-Value | 100 - 750 | 6.51 | 6.02 | 5.51 |
| 588-FR100-Value | 1K - 7.5K | 6.21 | 5.75 | 5.27 |
| 588-FR100-Value | 10K - 25K | 6.40 | 5.90 | 5.41 |
| 588-FR100-Value | 50K | 7.71 | 7.11 | 6.53 |
| 588-FR100-Value | 100K | 9.59 | 8.87 | 8.13 |
| FR-200, 225 Watts Uses Bracket 588-1441-007 | | | | |
| 588-FR200-Value | 1.0 | 22.40 | 20.80 | 19.20 |
| 588-FR200-Value | 2.0 | 16.16 | 15.00 | 13.85 |
| 588-FR200-Value | 3.0 - 5.0 | 12.96 | 12.04 | 11.10 |
| 588-FR200-Value | 10 - 100 | 11.30 | 10.49 | 9.69 |
| 588-FR200-Value | 150 - 750 | 10.76 | 10.00 | 9.23 |
| 588-FR200-Value | 1K - 7.5K | 10.17 | 9.44 | 8.71 |
| 588-FR200-Value | 10K - 25K | 10.47 | 9.72 | 8.97 |
| 588-FR200-Value | 50K | 11.75 | 10.92 | 10.08 |
| 588-FR200-Value | 100K | 12.29 | 11.41 | 10.53 |

ADJUSTABLE POWER RESISTORS

For quantities greater than listed, call for quote.

Specifications:

- Resistance tolerance: ±10%
- Temperature coefficient: ±100PPM
- Vitreous enamel coated



DIMENSIONS (IN.)

Cross Reference Chart

| Memcor Truohm | Ohmite | Clarostat | Dale † |
|---------------|--------|-----------|--------|
| AR10 | D12K | VP10FA | HLA12 |
| AR25 | D25K | VP25KA | HLA25 |
| AR50 | D50K | VP50KA | HLA50 |
| AR100 | D100K | VK100NA | HLA100 |
| AR200 | D225K | VK200WA | HLA225 |

| Series | A | B | C | D |
|--------|-------|------|--------|------|
| AR10 | 5/16 | 3/16 | 1 3/4 | 7/16 |
| AR25 | 9/16 | 1/4 | 2 | 9/16 |
| AR50 | 9/16 | 1/4 | 4 | 9/16 |
| AR100 | 3/4 | 1/4 | 6 1/2 | 9/16 |
| AR200 | 1 1/8 | 5/16 | 10 1/2 | 5/8 |

† All Dale part numbers are silicone coated.

Table of Values in (Ω)

| | | | | | | | | |
|-----|-----|----|-----|-----|------|------|------|-------------------------|
| 1.0 | 5.0 | 20 | 75 | 200 | 750 | 2K | 5K | * Not available in AR10 |
| 2.0 | 10 | 25 | 100 | 250 | 1K | 2.5K | 10K | |
| 3.0 | 15 | 50 | 150 | 500 | 1.5K | 3.5K | *25K | |

| MOUSER STOCK NO. | Range of Values (Ω) | Price Each | | |
|--|---------------------|------------|------|------|
| | | 1 | 25 | 50 |
| AR-10, 12 Watts Uses Bracket 588-1441-003 | | | | |
| 588-AR10-Value | 1.0 - 5.0 | 5.41 | 4.99 | 4.16 |
| 588-AR10-Value | 10 - 200 | 5.34 | 4.94 | 4.12 |
| 588-AR10-Value | 250 - 750 | 5.54 | 5.12 | 4.26 |
| 588-AR10-Value | 1K - 3.5K | 5.79 | 5.33 | 4.45 |
| 588-AR10-Value | 5K - 10K | 5.88 | 5.43 | 4.52 |

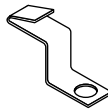
| MOUSER STOCK NO. | Range of Values (Ω) | Price Each | | |
|--|---------------------|------------|-------|-------|
| | | 1 | 25 | 100 |
| AR-25, 25 Watts Uses Bracket 588-1441-005 | | | | |
| 588-AR25-Value | 1.0 - 2.0 | 6.34 | 5.86 | 4.89 |
| 588-AR25-Value | 3.0 - 500 | 5.25 | 4.85 | 4.04 |
| 588-AR25-Value | 750 - 3.5K | 5.54 | 5.12 | 4.26 |
| 588-AR25-Value | 5K - 10K | 5.82 | 5.37 | 4.49 |
| 588-AR25-Value | 25K | 6.10 | 5.63 | 4.69 |
| AR-50, 50 Watts Uses Bracket 588-1441-005 | | | | |
| 588-AR50-Value | 1.0 - 3.0 | 9.02 | 8.32 | 6.94 |
| 588-AR50-Value | 5.0 | 8.83 | 8.14 | 6.79 |
| 588-AR50-Value | 10 - 75 | 7.70 | 7.11 | 5.93 |
| 588-AR50-Value | 100 - 750 | 7.51 | 6.93 | 5.79 |
| 588-AR50-Value | 1K - 3.5K | 8.07 | 7.46 | 6.21 |
| 588-AR50-Value | 5K | 8.22 | 7.59 | 6.33 |
| 588-AR50-Value | 10K - 25K | 8.36 | 7.71 | 6.44 |
| AR-100, 100 Watts Uses Bracket 588-1441-006 | | | | |
| 588-AR100-Value | 1.0 | 11.26 | 10.40 | 9.53 |
| 588-AR100-Value | 2.0 - 10 | 10.95 | 10.11 | 9.27 |
| 588-AR100-Value | 25 - 500 | 9.84 | 9.07 | 8.32 |
| 588-AR100-Value | 1K - 5K | 9.45 | 8.72 | 8.00 |
| 588-AR100-Value | 10K - 25K | 9.06 | 8.37 | 7.67 |
| AR-200, 225 Watts Uses Bracket 588-1441-007 | | | | |
| 588-AR200-Value | 1.0 | 25.03 | 23.24 | 21.45 |
| 588-AR200-Value | 2.0 - 3.0 | 21.23 | 19.71 | 18.20 |
| 588-AR200-Value | 4.0 - 5.0 | 19.16 | 17.78 | 16.42 |
| 588-AR200-Value | 10 - 50 | 17.07 | 15.85 | 14.63 |
| 588-AR200-Value | 100 - 25K | 14.40 | 13.38 | 12.35 |

RESISTOR MOUNTING BRACKETS

For quantities greater than listed, call for quote

| MOUSER STOCK NO. | May Be Used With These Resistors | Price Each | |
|------------------|----------------------------------|------------|-----|
| | | 1 | 10 |
| 588-1441-003 | FRL5, FRL10, AR10 | .24 | .20 |
| 588-1441-005 | FR25, FR50, AR25, AR50 | .26 | .22 |

Requires 2 brackets per resistor.



For quantities greater than listed, call for quote

| MOUSER STOCK NO. | May Be Used With These Resistors | Price Each | |
|------------------|----------------------------------|------------|-----|
| | | 1 | 10 |
| 588-1441-006 | FR100, AR100 | .27 | .23 |
| 588-1441-007 | FR200, AR200 | .28 | .24 |

POWER WIREWOUND RHEOSTATS

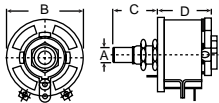
For quantities greater than listed, call for quote.

Specifications:

- Resistance tolerance: ±10%
- Rotation 300° ±5%

DIMENSIONS (IN.)

| Series | A | B | C | D |
|--------|-----|--------|-----|--------|
| RH12 | 1/8 | 7/8 | 5/8 | 1 1/16 |
| RH25 | 1/4 | 1 9/16 | 7/8 | 1 5/16 |
| RH50 | 1/4 | 2 5/16 | 7/8 | 1 7/16 |



* Available in RH12 and RH25 only
 ** Available in RH50 only
 † Available in RH25 only

Table of Values in (Ω)

| | | | | | | |
|--------|-------|-------|-------|--------|--------|--------|
| ** 0.5 | 6.0 | * 25 | *100 | ** 225 | * 750 | * 3.5K |
| 1.0 | * 8.0 | ** 35 | 125 | * 250 | 1K | 5K |
| * 2.0 | * 10 | 50 | **150 | * 350 | * 1.5K | 10K |
| * 3.0 | * 15 | * 75 | *175 | 500 | 2.5K | † 25K |

| MOUSER STOCK NO. | Range of Values (Ω) | Price Each | | |
|--------------------------|---------------------|------------|-------|-------|
| | | 1 | 10 | 50 |
| RH-12, 12.5 Watts | | | | |
| 588-RH12-Value | 1.0 - 8.0 | 17.12 | 14.68 | 13.46 |
| 588-RH12-Value | 10 - 350 | 14.98 | 13.83 | 12.68 |
| 588-RH12-Value | 500 - 1.5K | 15.52 | 14.33 | 13.13 |
| 588-RH12-Value | 2.5K - 5K | 16.07 | 14.83 | 13.60 |
| 588-RH12-Value | 10K | 17.06 | 15.74 | 14.43 |
| RH-25, 25 Watts | | | | |
| 588-RH25-Value | 1.0 - 8.0 | 19.85 | 17.02 | 15.60 |
| 588-RH25-Value | 10 - 750 | 18.98 | 16.26 | 14.91 |
| 588-RH25-Value | 1K - 5K | 19.62 | 16.82 | 15.42 |
| 588-RH25-Value | 10K | 21.29 | 18.25 | 16.73 |
| 588-RH25-Value | 25K | 22.67 | 19.45 | 17.81 |
| RH-50, 50 Watts | | | | |
| 588-RH50-Value | 0.5 | 28.47 | 24.40 | 22.36 |
| 588-RH50-Value | 1.0 - 6.0 | 25.43 | 21.79 | 19.98 |
| 588-RH50-Value | 35 - 150 | 22.26 | 19.07 | 17.49 |
| 588-RH50-Value | 225 - 500 | 21.37 | 18.32 | 16.80 |
| 588-RH50-Value | 1K - 10K | 23.37 | 20.03 | 18.37 |

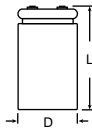
Aluminum Electrolytic Capacitors

MALORRY COMPUTER GRADE ALUMINUM ELECTROLYTICS

Specifications:

- Temperature range: -40° to +85°C

Mounting Hardware Sold Separately




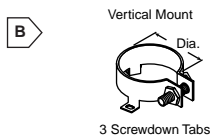
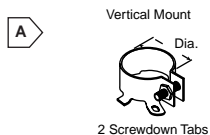
| Mallory CGS Series Equivalents | |
|--|--|
| Collins - CES Series | |
| Cornell Dubilier - FAH Series | |
| General Electric - 86F Series | |
| Meppco-electra - 3186/91C & 91F Series | |
| Nichicon - NSB Series | |
| Rubycon - LSA Series | |
| Sangamo - 500, DCM Series | |
| Sprague - 36D, 36DX Series | |

| MOUSER STOCK NO. | WVDC | Capacitance (µF) | Case DxDL (in.) | Price Each | | | |
|------------------|------|------------------|-----------------|------------|-------|-------|-------|
| | | | | 1 | 25 | 50 | 100 |
| 539-CGS16V15000 | 16 | 15000 | 1.375 x 2.625 | 10.21 | 8.63 | 7.28 | 5.70 |
| 539-CGS16V17000 | 16 | 17000 | 1.375 x 3.125 | 10.68 | 9.03 | 7.63 | 5.97 |
| 539-CGS16V23000 | 16 | 23000 | 2.0 x 3.125 | 12.95 | 10.94 | 9.24 | 7.24 |
| 539-CGS16V38000 | 16 | 38000 | 2.0 x 3.125 | 14.72 | 12.45 | 10.50 | 8.23 |
| 539-CGS16V50000 | 16 | 50000 | 2.0 x 3.125 | 17.61 | 14.88 | 11.68 | 9.84 |
| 539-CGS16V55000 | 16 | 55000 | 1.375 x 3.625 | 17.51 | 14.80 | 11.50 | 9.80 |
| 539-CGS16V100000 | 16 | 100000 | 3.0 x 5.125 | 41.99 | 35.50 | 29.96 | 23.48 |
| 539-CGS16V110000 | 16 | 110000 | 2.5 x 4.125 | 29.30 | 24.77 | 20.91 | 16.37 |
| 539-CGS16V120000 | 16 | 120000 | 3.0 x 3.625 | 38.48 | 32.53 | 27.46 | 21.51 |
| 539-CGS16V210000 | 16 | 210000 | 3.0 x 5.875 | 45.36 | 38.35 | 32.37 | 25.35 |
| 539-CGS25V5600 | 25 | 5,600 | 1.375 x 3.125 | 9.47 | 8.01 | 6.77 | 5.30 |
| 539-CGS25V8900 | 25 | 8,900 | 1.375 x 3.125 | 9.91 | 8.38 | 7.07 | 4.50 |
| 539-CGS25V12000 | 25 | 12,000 | 1.375 x 3.125 | 12.95 | 10.94 | 9.24 | 7.24 |
| 539-CGS25V18000 | 25 | 18,000 | 1.375 x 4.125 | 13.13 | 11.11 | 9.37 | 7.35 |
| 539-CGS25V20000 | 25 | 20,000 | 2.0 x 3.125 | 14.48 | 12.25 | 10.33 | 8.10 |
| 539-CGS25V29000 | 25 | 29,000 | 2.0 x 4.125 | 15.97 | 13.50 | 11.40 | 8.93 |
| 539-CGS25V41000 | 25 | 41,000 | 2.0 x 4.125 | 18.14 | 15.33 | 12.95 | 10.13 |
| 539-CGS30V8000 | 30 | 8,000 | 1.375 x 3.125 | 9.86 | 8.34 | 7.04 | 5.51 |
| 539-CGS30V12000 | 30 | 12,000 | 1.375 x 4.125 | 11.31 | 9.55 | 8.07 | 6.32 |
| 539-CGS30V100000 | 30 | 100,000 | 3.0 x 5.625 | 49.89 | 42.17 | 35.60 | 27.88 |
| 539-CGS35V12000 | 35 | 12,000 | 1.375 x 4.125 | 11.64 | 9.85 | 8.31 | 6.52 |
| 539-CGS35V21000 | 35 | 21,000 | 2.0 x 3.125 | 15.97 | 13.50 | 11.40 | 8.93 |
| 539-CGS40V2200 | 40 | 2,200 | 1.375 x 2.125 | 8.86 | 7.49 | 6.33 | 4.95 |
| 539-CGS40V2700 | 40 | 2,700 | 1.375 x 2.125 | 8.86 | 7.49 | 6.33 | 4.95 |
| 539-CGS40V3500 | 40 | 3,500 | 1.375 x 2.125 | 9.09 | 7.69 | 6.50 | 5.09 |
| 539-CGS40V4200 | 40 | 4,200 | 1.375 x 3.125 | 10.24 | 8.66 | 7.31 | 5.73 |
| 539-CGS40V5100 | 40 | 5,100 | 1.375 x 3.125 | 9.82 | 8.31 | 7.01 | 5.49 |
| 539-CGS40V9000 | 40 | 9,000 | 1.375 x 4.125 | 12.18 | 10.29 | 8.69 | 6.80 |
| 539-CGS40V9300 | 40 | 9,300 | 2.0 x 3.125 | 14.05 | 11.88 | 10.03 | 7.86 |
| 539-CGS40V11000 | 40 | 11,000 | 2.0 x 3.125 | 14.53 | 12.28 | 10.37 | 8.12 |
| 539-CGS40V13000 | 40 | 13,000 | 2.0 x 4.125 | 15.35 | 12.97 | 10.96 | 8.58 |
| 539-CGS40V17000 | 40 | 17,000 | 2.0 x 4.125 | 16.99 | 14.36 | 12.13 | 9.49 |
| 539-CGS40V20000 | 40 | 20,000 | 2.0 x 5.625 | 19.78 | 16.71 | 14.10 | 11.04 |
| 539-CGS40V23000 | 40 | 23,000 | 2.0 x 4.125 | 18.66 | 15.77 | 13.32 | 10.44 |
| 539-CGS40V35000 | 40 | 35,000 | 2.0 x 5.625 | 23.52 | 19.89 | 16.79 | 13.16 |
| 539-CGS40V40000 | 40 | 40,000 | 2.5 x 4.125 | 35.02 | 29.60 | 24.99 | 19.57 |
| 539-CGS50V1600 | 50 | 1,600 | 1.375 x 2.125 | 8.71 | 7.37 | 6.21 | 4.87 |
| 539-CGS50V2200 | 50 | 2,200 | 1.375 x 2.125 | 8.86 | 7.49 | 6.33 | 4.95 |
| 539-CGS50V2900 | 50 | 2,900 | 1.375 x 3.125 | 9.86 | 8.34 | 7.04 | 5.51 |
| 539-CGS50V4100 | 50 | 4,100 | 1.375 x 3.125 | 10.73 | 9.08 | 7.66 | 6.00 |
| 539-CGS50V4300 | 50 | 4,300 | 1.375 x 4.125 | 12.18 | 10.29 | 8.69 | 6.80 |
| 539-CGS50V5000 | 50 | 5,000 | 1.375 x 3.125 | 11.54 | 9.77 | 8.24 | 6.45 |
| 539-CGS50V6100 | 50 | 6,100 | 1.375 x 4.125 | 11.03 | 9.32 | 7.87 | 6.16 |

COMPUTER GRADE ALUMINUM ELECTROLYTICS (cont.)

| MOUSER STOCK NO. | WVDC | Capacitance (µF) | Case DxDL (in.) | Price Each | | | |
|------------------|------|------------------|-----------------|------------|--------|-------|-------|
| | | | | 1 | 25 | 50 | 100 |
| 539-CGS50V6500 | 50 | 6,500 | 2.0 x 3.125 | 14.10 | 11.92 | 10.06 | 7.88 |
| 539-CGS50V9600 | 50 | 9,600 | 2.0 x 4.125 | 15.54 | 13.14 | 11.09 | 8.69 |
| 539-CGS50V10000 | 50 | 10,000 | 1.375 x 4.125 | 12.80 | 10.82 | 9.13 | 7.16 |
| 539-CGS50V15000 | 50 | 15,000 | 2.0 x 4.125 | 17.61 | 14.88 | 12.56 | 9.84 |
| 539-CGS50V18000 | 50 | 18,000 | 2.0 x 3.125 | 18.81 | 15.90 | 13.42 | 10.52 |
| 539-CGS50V20000 | 50 | 20,000 | 2.0 x 4.125 | 20.21 | 17.08 | 14.42 | 11.30 |
| 539-CGS50V25000 | 50 | 25,000 | 2.5 x 4.125 | 30.06 | 25.41 | 21.45 | 16.80 |
| 539-CGS75V1500 | 75 | 1,500 | 1.375 x 3.125 | 9.77 | 8.26 | 6.97 | 5.46 |
| 539-CGS75V2100 | 75 | 2,100 | 1.375 x 3.125 | 10.21 | 8.63 | 7.28 | 5.70 |
| 539-CGS75V2900 | 75 | 2,900 | 1.375 x 3.125 | 10.29 | 8.71 | 7.36 | 5.76 |
| 539-CGS75V4200 | 75 | 4,200 | 1.375 x 4.125 | 11.75 | 9.92 | 8.38 | 6.56 |
| 539-CGS75V4800 | 75 | 4,800 | 2.0 x 3.125 | 14.53 | 12.28 | 10.37 | 8.12 |
| 539-CGS75V10000L | 75 | 10,000 | 2.0 x 4.125 | 19.78 | 16.71 | 14.10 | 11.04 |
| 539-CGS75V10000S | 75 | 10,000 | 2.0 x 3.125 | 19.44 | 16.44 | 13.88 | 10.87 |
| 539-CGS75V17000 | 75 | 17,000 | 3.0 x 4.125 | 40.07 | 33.87 | 28.59 | 22.39 |
| 539-CGS75V25000L | 75 | 25,000 | 2.5 x 5.625 | 45.46 | 38.43 | 32.44 | 25.41 |
| 539-CGS75V25000S | 75 | 25,000 | 3.0 x 4.125 | 41.89 | 35.41 | 29.89 | 23.41 |
| 539-CGS100V1200 | 100 | 1,200 | 1.375 x 3.125 | 10.24 | 8.66 | 7.31 | 5.73 |
| 539-CGS100V1700 | 100 | 1,700 | 1.375 x 3.125 | 10.63 | 8.98 | 7.59 | 5.94 |
| 539-CGS100V4000 | 100 | 4,000 | 2.0 x 4.125 | 16.74 | 14.16 | 11.95 | 9.36 |
| 539-CGS100V10000 | 100 | 10,000 | 2.5 x 4.125 | 34.06 | 28.79 | 24.30 | 19.03 |
| 539-CGS100V15000 | 100 | 15,000 | 2.5 x 5.625 | 38.72 | 32.73 | 27.63 | 21.64 |
| 539-CGS150V400 | 150 | 400 | 1.375 x 2.125 | 9.34 | 7.89 | 6.67 | 5.22 |
| 539-CGS150V720 | 150 | 720 | 1.375 x 3.125 | 11.80 | 9.97 | 8.41 | 6.60 |
| 539-CGS150V3500 | 150 | 3,500 | 2.0 x 5.625 | 21.85 | 18.47 | 15.59 | 12.21 |
| 539-CGS150V8700 | 150 | 8,700 | 3.0 x 5.875 | 47.18 | 39.89 | 33.67 | 26.37 |
| 539-CGS200V1000 | 200 | 1,000 | 1.375 x 4.125 | 14.00 | 11.83 | 9.99 | 7.83 |
| 539-CGS200V2000 | 200 | 2,000 | 2.0 x 4.125 | 21.50 | 18.18 | 15.35 | 12.02 |
| 539-CGS200V7400 | 200 | 7,400 | 3.0 x 5.625 | 72.92 | 61.64 | 52.03 | 40.76 |
| 539-CGS200V7700 | 200 | 7,700 | 3.0 x 5.625 | 73.84 | 62.41 | 52.69 | 41.27 |
| 539-CGS250V200 | 250 | 200 | 1.375 x 2.125 | 10.16 | 8.58 | 7.24 | 5.67 |
| 539-CGS250V550 | 250 | 550 | 1.375 x 4.125 | 13.43 | 11.35 | 9.59 | 7.51 |
| 539-CGS250V1200 | 250 | 1,200 | 2.0 x 3.125 | 19.34 | 16.34 | 13.80 | 9.66 |
| 539-CGS250V6000 | 250 | 6,000 | 3.0 x 5.625 | 66.14 | 55.91 | 47.19 | 36.96 |
| 539-CGS350V3300 | 350 | 3,300 | 3.0 x 5.625 | 73.59 | 62.21 | 52.51 | 41.12 |
| 539-CGS450V75 | 450 | 75 | 1.375 x 2.125 | 9.72 | 8.21 | 6.94 | 5.43 |
| 539-CGS450V100 | 450 | 100 | 1.375 x 2.125 | 10.29 | 8.71 | 7.36 | 5.76 |
| 539-CGS450V140 | 450 | 140 | 1.375 x 3.125 | 11.98 | 10.12 | 8.56 | 6.69 |
| 539-CGS450V210 | 450 | 210 | 1.375 x 4.125 | 14.05 | 11.88 | 10.03 | 7.86 |
| 539-CGS450V320 | 450 | 320 | 2.0 x 3.125 | 24.00 | 20.29 | 17.14 | 13.41 |
| 539-CGS450V350 | 450 | 350 | 1.375 x 5.125 | 20.06 | 16.96 | 14.32 | 11.22 |
| 539-CGS450V400 | 450 | 400 | 1.375 x 5.625 | 19.83 | 16.73 | 14.15 | 11.08 |
| 539-CGS450V450 | 450 | 450 | 2.0 x 3.125 | 21.88 | 18.50 | 15.62 | 12.23 |
| 539-CGS450V480 | 450 | 480 | 2.0 x 4.125 | 23.18 | 19.59 | 16.55 | 12.96 |
| 539-CGS450V650 | 450 | 650 | 2.0 x 4.125 | 27.71 | 23.43 | 19.77 | 15.49 |
| 539-CGS450V800 | 450 | 800 | 2.0 x 4.625 | 32.52 | 27.49 | 23.20 | 18.18 |
| 539-CGS450V1000 | 450 | 1,000 | 2.5 x 4.125 | 48.20 | 40.74 | 34.40 | 26.93 |
| 539-CGS450V1100 | 450 | 1,100 | 3.0 x 4.125 | 54.55 | 46.11 | 38.93 | 30.48 |
| 539-CGS450V1500 | 450 | 1,500 | 3.0 x 4.125 | 66.34 | 56.08 | 47.34 | 37.08 |
| 539-CGS450V1800 | 450 | 1,800 | 3.0 x 5.875 | 63.25 | 53.47 | 45.14 | 35.35 |
| 539-CGS450V2000 | 450 | 2,000 | 3.0 x 5.125 | 68.44 | 57.86 | 48.84 | 38.26 |
| 539-CGS450V2400 | 450 | 2,400 | 3.0 x 5.625 | 91.39 | 77.25 | 65.21 | 51.08 |
| 539-CGS450V3300 | 450 | 3,300 | 3.0 x 5.625 | 118.71 | 100.35 | 84.70 | 66.34 |

MALORRY MOUNTING HARDWARE

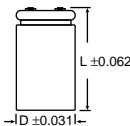


| MOUSER STOCK NO. | Fig. | Diameter (In.) | Price Each | |
|------------------|------|----------------|------------|------|
| | | | 1 | 10 |
| 539-VR3 | A | 1.375-1.44 | .65 | .61 |
| 539-VR6 | B | 1.75-1.81 | 1.41 | 1.32 |
| 539-VR8 | B | 2-2.06 | 1.07 | .99 |
| 539-VR10 | B | 2.5-2.56 | 1.79 | 1.68 |
| 539-VR12 | B | 3-3.125 | 1.48 | 1.39 |
| 539-TH25 | C | 1.375-1.44 | 1.40 | 1.31 |

CDE CORNELL DUBILIER HIGH CAPACITANCE COMPUTER GRADE.DCMX-MAXIMUM CAPACITANCE SERIES

Designed for use where large capacitance, low ESR and high ripple current are required.

- Tolerance: <200VDC = -10 to +75%
- ≥200VDC = -10 to +50%
- Temperature range: -40°C to 85°C
- Voltage range: 16VDC to 450VDC
- 1000 hours full-ripple life test at +85°C
- 100 hours shelf life test at +85°C
- Leakage current ≤0.005CV µA (6 mA max.)



For quantities greater than listed, call for quote.

| MOUSER STOCK NO. | Mfr's Type DCMX | WVDC | Value (µF) | Case DxDL (in.) | Price Each | | |
|------------------|-----------------|------|------------|-----------------|------------|-------|-------|
| | | | | | 1 | 50 | 100 |
| 5986-16V20000 | 203U016AK2B | 16 | 20,000 | 1.375 x 1.625 | 9.70 | 8.10 | 7.36 |
| 5986-16V58000 | 583U016AB2B | 16 | 58,000 | 1.375 x 3.125 | 19.08 | 15.94 | 14.49 |

DIMENSIONS (IN.)

For quantities greater than listed, call for quote.

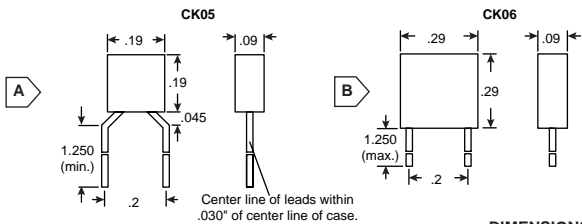
| MOUSER STOCK NO. | Mfr's Type DCMX | WVDC | Value (µF) | Case DxDL (in.) | Price Each | | |
|------------------|-----------------|------|------------|-----------------|------------|-------|-------|
| | | | | | 1 | 50 | 100 |
| 5986-16V85000 | 853U016AC2B | 16 | 85,000 | 1.375 x 4.125 | 24.55 | 20.49 | 18.63 |
| 5986-16V180000 | 184U016BC2B | 16 | 180,000 | 2.000 x 4.125 | 46.70 | 38.98 | 35.44 |
| 5986-25V39000 | 393U025AB2B | 25 | 39,000 | 1.375 x 3.125 | 20.45 | 16.36 | 13.58 |
| 5986-25V57000 | 573U025AC2B | 25 | 57,000 | 1.375 x 4.125 | 26.50 | 22.13 | 20.12 |
| 5986-25V120000 | 124U025BC2B | 25 | 120,000 | 2.000 x 4.125 | 50.60 | 42.24 | 38.40 |
| 5986-50V12000 | 123U050AH2B | | | | | | |

Variable and Ceramic Capacitors

MALLOY MONOLITHIC CERAMIC CAPACITORS

Specifications:

- Tolerance: $\pm 10\%$
- Operating temperature: -55°C to $+125^{\circ}\text{C}$
- Molded Case
- MIL spec MIL-C-11015/18 or MIL-C-11015/20



DIMENSIONS (IN.)

CK05 Series

For quantities greater than listed, call for quote.

| MOUSER STOCK NO. | Fig. | WVDC | Capacitance (pF) | Price Each | | | |
|------------------|------|------|------------------|------------|-----|-----|------|
| | | | | 1 | 100 | 500 | 1000 |
| 539-CK05100K | A | 200 | 10 | .39 | .16 | .15 | .14 |
| 539-CK05120K | A | 200 | 12 | .39 | .16 | .15 | .14 |
| 539-CK05150K | A | 200 | 15 | .39 | .16 | .15 | .14 |
| 539-CK05180K | A | 200 | 18 | .39 | .16 | .15 | .14 |
| 539-CK05220K | A | 200 | 22 | .39 | .16 | .15 | .14 |
| 539-CK05330K | A | 200 | 33 | .39 | .16 | .15 | .14 |
| 539-CK05390K | A | 200 | 39 | .39 | .16 | .15 | .14 |
| 539-CK05470K | A | 200 | 47 | .39 | .16 | .15 | .14 |
| 539-CK05560K | A | 200 | 56 | .39 | .16 | .15 | .14 |
| 539-CK05680K | A | 200 | 68 | .39 | .16 | .15 | .14 |
| 539-CK05820K | A | 200 | 82 | .39 | .16 | .15 | .14 |
| 539-CK05101K | A | 200 | 100 | .39 | .16 | .15 | .14 |
| 539-CK05121K | A | 200 | 120 | .39 | .16 | .15 | .14 |
| 539-CK05151K | A | 200 | 150 | .39 | .16 | .15 | .14 |
| 539-CK05181K | A | 200 | 180 | .39 | .16 | .15 | .14 |
| 539-CK05221K | A | 200 | 220 | .39 | .16 | .15 | .14 |

CK05 Series (Cont.)

For quantities greater than listed, call for quote.

| MOUSER STOCK NO. | Fig. | WVDC | Capacitance (pF) | Price Each | | | |
|------------------|------|------|------------------|------------|-----|-----|------|
| | | | | 1 | 100 | 500 | 1000 |
| 539-CK05271K | A | 200 | 270 | .39 | .16 | .15 | .14 |
| 539-CK05331K | A | 200 | 330 | .39 | .16 | .15 | .14 |
| 539-CK05391K | A | 200 | 390 | .39 | .16 | .15 | .14 |
| 539-CK05471K | A | 200 | 470 | .39 | .16 | .15 | .14 |
| 539-CK05561K | A | 200 | 560 | .39 | .16 | .15 | .14 |
| 539-CK05681K | A | 200 | 680 | .39 | .16 | .15 | .14 |
| 539-CK05821K | A | 200 | 820 | .39 | .16 | .15 | .14 |
| 539-CK05102K | A | 200 | 1,000 | .39 | .16 | .15 | .14 |
| 539-CK05122K | A | 100 | 1,200 | .39 | .16 | .15 | .14 |
| 539-CK05152K | A | 100 | 1,500 | .39 | .16 | .15 | .14 |
| 539-CK05182K | A | 100 | 1,800 | .39 | .16 | .15 | .14 |
| 539-CK05222K | A | 100 | 2,200 | .39 | .16 | .15 | .14 |
| 539-CK05272K | A | 100 | 2,700 | .39 | .16 | .15 | .14 |
| 539-CK05332K | A | 100 | 3,300 | .39 | .16 | .15 | .14 |
| 539-CK05472K | A | 100 | 4,700 | .39 | .16 | .15 | .14 |
| 539-CK05562K | A | 100 | 5,600 | .39 | .16 | .15 | .14 |
| 539-CK05682K | A | 100 | 6,800 | .43 | .17 | .16 | .15 |
| 539-CK05822K | A | 100 | 8,200 | .43 | .17 | .16 | .15 |
| 539-CK05103K | A | 100 | 10,000 | .43 | .17 | .16 | .15 |
| 539-CK05123K | A | 50 | 12,000 | .51 | .20 | .19 | .18 |
| 539-CK05153K | A | 50 | 15,000 | .51 | .20 | .19 | .18 |
| 539-CK05183K | A | 50 | 18,000 | .51 | .20 | .19 | .18 |
| 539-CK05223K | A | 50 | 22,000 | .51 | .20 | .19 | .18 |
| 539-CK05273K | A | 50 | 27,000 | .51 | .20 | .19 | .18 |
| 539-CK05333K | A | 50 | 33,000 | .56 | .23 | .22 | .21 |
| 539-CK05393K | A | 50 | 39,000 | .56 | .23 | .22 | .21 |
| 539-CK05473K | A | 50 | 47,000 | .56 | .23 | .22 | .21 |
| 539-CK05563K | A | 50 | 56,000 | .56 | .23 | .22 | .21 |
| 539-CK05683K | A | 50 | 68,000 | .56 | .23 | .22 | .21 |
| 539-CK05823K | A | 50 | 82,000 | .56 | .23 | .22 | .21 |
| 539-CK05104K | A | 50 | 100,000 | .56 | .23 | .22 | .21 |

CK06 Series

For quantities greater than listed, call for quote.

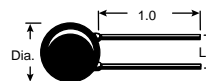
| MOUSER STOCK NO. | Fig. | WVDC | Capacitance (pF) | Price Each | | | |
|------------------|------|------|------------------|------------|------|------|------|
| | | | | 1 | 100 | 500 | 1000 |
| 539-CK06822K | B | 200 | 8,200 | .46 | .20 | .19 | .18 |
| 539-CK06333K | B | 100 | 33,000 | .59 | .20 | .19 | .18 |
| 539-CK06473K | B | 100 | 47,000 | .59 | .20 | .19 | .18 |
| 539-CK06104K | B | 100 | 100,000 | .59 | .20 | .19 | .18 |
| 539-CK06105K | B | 50 | 1,000,000 | 3.71 | 1.26 | 1.20 | 1.14 |

MALLOY HIGH VOLTAGE CERAMIC DISC CAPACITORS

All capacitors are coated with tough humidity resistant coating and primarily designed for noncritical coupling, bypass and filter applications.

Specifications:

- Max. voltage: 2.5x rated @ .5 sec. max.
- Insulation resistance: 10G Ω min.
- Power factor: 2.5% max.
- Test frequency: 1KHz



DIMENSIONS (IN.)

1000 Volt, Tolerance: $\pm 10\%$ (Y5P), $\pm 20\%$ (Y5U)

GP Series

Operating temperature: -55°C to $+85^{\circ}\text{C}$
For quantities greater than listed, call for quote.

| MOUSER STOCK NO. | (pF) | Temp. Coeff. | Dia. Max. | LS | Price Each | | |
|------------------|-------|--------------|-----------|------|------------|-----|------|
| | | | | | 1 | 100 | 1000 |
| 539-GP310 | 100 | Y5P | .236 | .25 | .18 | .09 | .08 |
| 539-GP347 | 470 | Y5P | .236 | .25 | .18 | .09 | .08 |
| 539-GP210 | 1000 | Y5P | .291 | .25 | .21 | .10 | .09 |
| 539-GP222 | 2200 | Y5P | .374 | .25 | .27 | .14 | .11 |
| 539-GP247 | 4700 | Y5U | .433 | .25 | .32 | .16 | .14 |
| 539-GP110 | 10000 | Y5U | .590 | .375 | .40 | .20 | .17 |

3000 Volt, Tolerance: $\pm 10\%$ (Y5P), $\pm 20\%$ (Y5U)

HT Series

Operating temperature: -35°C to $+85^{\circ}\text{C}$
For quantities greater than listed, call for quote.

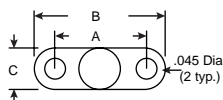
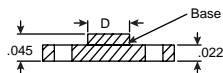
| MOUSER STOCK NO. | (pF) | Temp. Coeff. | Dia. Max. | LS | Price Each | | |
|------------------|------|--------------|-----------|------|------------|-----|------|
| | | | | | 1 | 100 | 1000 |
| 539-HT471K | 470 | Y5P | .394 | .375 | .32 | .16 | .13 |
| 539-HT102M | 1000 | Y5U | .394 | .375 | .41 | .20 | .17 |
| 539-HT222M | 2200 | Y5U | .590 | .375 | .41 | .20 | .17 |
| 539-HT472M | 4700 | Y5U | .787 | .375 | 1.13 | .58 | .47 |

CAPACITOR MOUNTS

Specifications:

- Accurately positions capacitors or discrete components on PC board
- Type 66 nylon construction

DIMENSIONS (IN.)

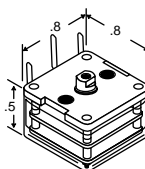


| MOUSER STOCK NO. | Dimensions (In.) | | | | Price Each | | | |
|------------------|------------------|------|------|------|------------|-----|------|----------|
| | A | B | C | D | 1 | 100 | 1000 | 5000 |
| 561-F001 | .100 | .180 | .090 | .050 | .32 | .12 | .08 | Call For |
| 561-F002 | .150 | .270 | .125 | .090 | .32 | .12 | .08 | Quote |
| 561-F003 | .200 | .290 | .090 | .090 | .32 | .12 | .08 | Quote |

POLY FILM RF TUNER CAPACITORS

Specifications:

- Osc.: 5.0 to 59.2 pF range
- Ant.: 5.0 to 141.6 pF range
- Osc. trimmer: 10 pF range
- Ant. trimmer: 10 pF range
- Section: 5.0 to 266 pF
- Two-7 pF trimmers per section
- Q: 700 @ 10 MHz, 50 pF



DIMENSIONS (IN.)

| MOUSER STOCK NO. | Price Each | | | | |
|------------------|------------|------|------|-----|------|
| | 1 | 10 | 100 | 500 | 1000 |
| 24TR222 | 1.52 | 1.18 | 1.07 | .98 | Call |

Mounting Screws for 24TR222

2 screws required Size: M2.5 x 0.45 x 4mm

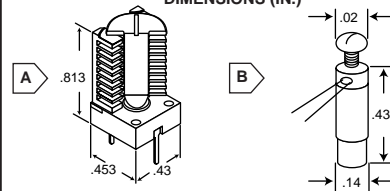
| MOUSER STOCK NO. | Price Each | | | | |
|------------------|------------|------|------|-------|-------|
| | 1 | 100 | 1000 | 10000 | 25000 |
| 48SS003 | .04 | .012 | .011 | .010 | Call |

JOHNSON VARIABLE CAPACITORS

Features:

- Used for tuning VHF, UHF and microwave circuits
- Small size and low cost

DIMENSIONS (IN.)



Specifications A:

- Working voltage: 250VDC
- Q factor: 2000 at 1MHz
- Operating temperature: -55°C to $+125^{\circ}\text{C}$
- Nominal air gap: .010"

Specifications B:

- Working voltage: 1000VDC
- Q factor: 2000 at 1MHz
- Operating temperature: -55°C to $+150^{\circ}\text{C}$

For quantities greater than listed, call for quote.

| MOUSER STOCK NO. | Fig. | Range (pF) | Dielectric | Price Each | | |
|------------------|------|------------|------------|------------|------|------|
| | | | | 1 | 10 | 100 |
| 530-189-0509-5 | A | 2.4-24.5 | Air | 3.62 | 3.04 | 2.61 |
| 530-273-0001-1 | B | .25-1.5 | Teflon | 1.91 | 1.60 | 1.37 |

RFI Suppression Coils and Antennas



RFI SUPPRESSION COILS

These RFI suppression coils feature inductance ranges from 1µH to 10,000µH capable of handling currents from 80mA to 12 amps. Non-standard values and tape/reel packaging are available on request.



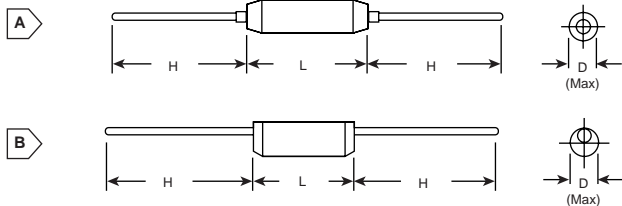
E169264

Features:

- UL recognized and VDE approved
- Direct cross to Siemens suppression coils
- Meets MIL-STD-790

Specifications:

- Operating temperature range: -55°C - +125°C
- Dielectric insulation strength: 2.5KV
- Inductive tolerance: ±20%
- Rated inductance measured at: 1MHz for L ≤ 10µH
100KHz for 10µH < L ≤ 1000µH
10KHz for L > 1000µH



Miniature Suppression Coils - Iron Oxide Core

For quantities greater than listed, call for quote.

| MOUSER STOCK NO. | Fig. | L (µH) | Max DC Current (A) | DCR Max (mΩ) | Dimensions (In.) | | | Price Each | | | |
|------------------|------|--------|--------------------|--------------|------------------|------|------|------------|-----|-----|------|
| | | | | | L | D | H | 1 | 100 | 500 | 1000 |
| 434-08-1R0M | A | 1 | 4.00 | 15 | .472 | .197 | 1.48 | .66 | .55 | .50 | .45 |
| 434-08-2R0M | A | 2 | 3.00 | 45 | .472 | .197 | 1.48 | .66 | .55 | .50 | .45 |
| 434-08-3R0M | A | 3 | 2.00 | 77 | .472 | .197 | 1.48 | .66 | .55 | .50 | .45 |
| 434-08-6R0M | A | 6 | 1.50 | 190 | .472 | .197 | 1.48 | .66 | .55 | .50 | .45 |
| 434-08-140M | A | 14 | 0.70 | 760 | .472 | .197 | 1.48 | .66 | .55 | .50 | .45 |
| 434-08-300M | A | 30 | 0.40 | 2700 | .472 | .197 | 1.48 | .66 | .55 | .50 | .45 |
| 434-08-400M | A | 40 | 0.30 | 4100 | .472 | .197 | 1.48 | .66 | .55 | .50 | .45 |
| 434-08-101M | A | 100 | 0.15 | 19000 | .472 | .197 | 1.48 | .66 | .55 | .50 | .45 |

Small Suppression Coils - Iron Oxide Core

For quantities greater than listed, call for quote.

| MOUSER STOCK NO. | Fig. | L (µH) | Max DC Current (A) | DCR Max (mΩ) | Dimensions (In.) | | | Price Each | | | |
|------------------|------|--------|--------------------|--------------|------------------|------|------|------------|-----|-----|------|
| | | | | | L | D | H | 1 | 100 | 500 | 1000 |
| 434-09-1R0M | A | 1 | 6.00 | 11 | .669 | .217 | 1.38 | .71 | .59 | .53 | .48 |
| 434-09-2R0M | A | 2 | 4.00 | 20 | .669 | .217 | 1.38 | .71 | .59 | .53 | .48 |
| 434-09-3R0M | A | 3 | 3.00 | 38 | .669 | .217 | 1.38 | .71 | .59 | .53 | .48 |
| 434-09-6R0M | A | 6 | 2.00 | 120 | .669 | .217 | 1.38 | .71 | .59 | .53 | .48 |
| 434-09-100M | A | 10 | 1.50 | 230 | .669 | .217 | 1.38 | .71 | .59 | .53 | .48 |
| 434-09-230M | A | 23 | 0.70 | 730 | .669 | .217 | 1.38 | .71 | .59 | .53 | .48 |
| 434-09-500M | A | 50 | 0.40 | 3000 | .669 | .217 | 1.38 | .71 | .59 | .53 | .48 |
| 434-09-700M | A | 70 | 0.35 | 4500 | .669 | .217 | 1.38 | .71 | .59 | .53 | .48 |
| 434-09-161M | A | 160 | 0.15 | 18000 | .669 | .217 | 1.38 | .71 | .59 | .53 | .48 |

Medium Suppression Coils - Iron Oxide Core

For quantities greater than listed, call for quote.

| MOUSER STOCK NO. | Fig. | L (µH) | Max DC Current (A) | DCR Max (mΩ) | Dimensions (In.) | | | Price Each | | | |
|------------------|------|--------|--------------------|--------------|------------------|------|------|------------|-----|-----|------|
| | | | | | L | D | H | 1 | 100 | 500 | 1000 |
| 434-10-3R0M | A | 3 | 6.00 | 18 | .906 | .295 | 1.26 | .76 | .63 | .57 | .51 |
| 434-10-5R0M | A | 5 | 4.00 | 34 | .906 | .295 | 1.26 | .76 | .63 | .57 | .51 |
| 434-10-100M | A | 10 | 3.00 | 87 | .906 | .295 | 1.26 | .76 | .63 | .57 | .51 |
| 434-10-150M | A | 15 | 2.00 | 165 | .906 | .295 | 1.26 | .76 | .63 | .57 | .51 |
| 434-10-250M | A | 25 | 1.50 | 340 | .906 | .295 | 1.26 | .76 | .63 | .57 | .51 |
| 434-10-550M | A | 55 | 0.70 | 1300 | .906 | .295 | 1.26 | .76 | .63 | .57 | .51 |
| 434-10-131M | A | 130 | 0.40 | 4800 | .906 | .295 | 1.26 | .76 | .63 | .57 | .51 |
| 434-10-161M | A | 160 | 0.30 | 6600 | .906 | .295 | 1.26 | .76 | .63 | .57 | .51 |
| 434-10-351M | A | 350 | 0.15 | 19000 | .906 | .295 | 1.26 | .76 | .63 | .57 | .51 |

Medium Suppression Coils - Ferrite Core

For quantities greater than listed, call for quote.

| MOUSER STOCK NO. | Fig. | L (µH) | Max DC Current (A) | DCR Max (mΩ) | Dimensions (In.) | | | Price Each | | | |
|------------------|------|--------|--------------------|--------------|------------------|------|------|------------|-----|-----|------|
| | | | | | L | D | H | 1 | 100 | 500 | 1000 |
| 434-11-7R0M | A | 7 | 6.00 | 20 | .906 | .295 | 1.26 | .76 | .63 | .57 | .51 |
| 434-11-120M | A | 12 | 4.00 | 40 | .906 | .295 | 1.26 | .76 | .63 | .57 | .51 |
| 434-11-220M | A | 22 | 3.00 | 70 | .906 | .295 | 1.26 | .76 | .63 | .57 | .51 |
| 434-11-400M | A | 40 | 2.00 | 180 | .906 | .295 | 1.26 | .76 | .63 | .57 | .51 |
| 434-11-560M | A | 56 | 1.50 | 300 | .906 | .295 | 1.26 | .76 | .63 | .57 | .51 |
| 434-11-101M | A | 100 | 1.00 | 650 | .906 | .295 | 1.26 | .76 | .63 | .57 | .51 |
| 434-11-221M | A | 220 | 0.50 | 2600 | .906 | .295 | 1.26 | .76 | .63 | .57 | .51 |
| 434-11-471M | A | 470 | 0.30 | 6500 | .906 | .295 | 1.26 | .76 | .63 | .57 | .51 |
| 434-11-681M | A | 680 | 0.20 | 14000 | .906 | .295 | 1.26 | .76 | .63 | .57 | .51 |
| 434-11-122M | A | 1200 | 0.10 | 34000 | .906 | .295 | 1.26 | .76 | .63 | .57 | .51 |
| 434-11-152M | A | 1500 | 0.08 | 54000 | .906 | .295 | 1.26 | .76 | .63 | .57 | .51 |

Large Suppression Coils - Iron Oxide Core

For quantities greater than listed, call for quote.

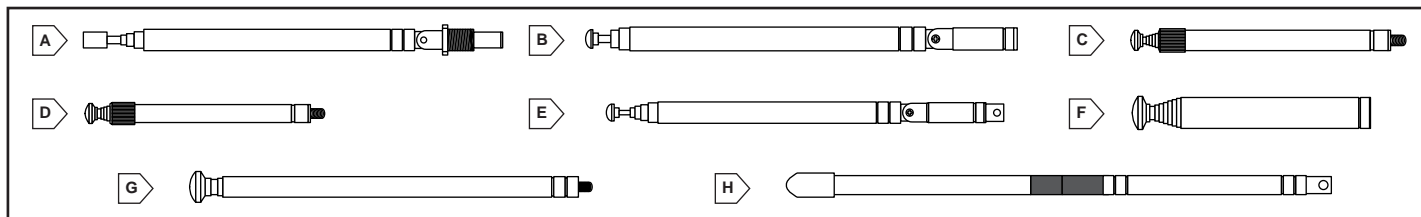
| MOUSER STOCK NO. | Fig. | L (µH) | Max DC Current (A) | DCR Max (mΩ) | Dimensions (In.) | | | Price Each | | | |
|------------------|------|--------|--------------------|--------------|------------------|------|------|------------|-----|-----|------|
| | | | | | L | D | H | 1 | 100 | 500 | 1000 |
| 434-12-5R0M | A | 5 | 6.00 | 23 | 1.10 | .295 | 1.16 | .80 | .66 | .60 | .54 |
| 434-12-6R0M | A | 6 | 5.00 | 30 | 1.10 | .295 | 1.16 | .80 | .66 | .60 | .54 |
| 434-12-7R0M | A | 7 | 4.00 | 35 | 1.10 | .295 | 1.16 | .80 | .66 | .60 | .54 |
| 434-12-120M | A | 12 | 3.00 | 83 | 1.10 | .295 | 1.16 | .80 | .66 | .60 | .54 |
| 434-12-200M | A | 20 | 2.00 | 170 | 1.10 | .295 | 1.16 | .80 | .66 | .60 | .54 |
| 434-12-300M | A | 30 | 1.50 | 350 | 1.10 | .295 | 1.16 | .80 | .66 | .60 | .54 |
| 434-12-600M | A | 60 | 0.70 | 770 | 1.10 | .295 | 1.16 | .80 | .66 | .60 | .54 |
| 434-12-750M | A | 75 | 0.70 | 1300 | 1.10 | .295 | 1.16 | .80 | .66 | .60 | .54 |
| 434-12-151M | A | 150 | 0.40 | 3500 | 1.10 | .295 | 1.16 | .80 | .66 | .60 | .54 |
| 434-12-161M | A | 160 | 0.40 | 3800 | 1.10 | .295 | 1.16 | .80 | .66 | .60 | .54 |
| 434-12-211M | A | 210 | 0.30 | 6400 | 1.10 | .295 | 1.16 | .80 | .66 | .60 | .54 |
| 434-12-231M | A | 230 | 0.30 | 7200 | 1.10 | .295 | 1.16 | .80 | .66 | .60 | .54 |
| 434-12-421M | A | 420 | 0.15 | 19000 | 1.10 | .295 | 1.16 | .80 | .66 | .60 | .54 |
| 434-12-471M | A | 470 | 0.15 | 20000 | 1.10 | .295 | 1.16 | .80 | .66 | .60 | .54 |

High Current Suppression Coils - Ferrite Core

For quantities greater than listed, call for quote.

| MOUSER STOCK NO. | Fig. | L (µH) | Max DC Current (A) | DCR Max (mΩ) | Dimensions (In.) | | | Price Each | | | |
|------------------|------|--------|--------------------|--------------|------------------|------|------|------------|------|------|------|
| | | | | | L | D | H | 1 | 100 | 500 | 1000 |
| 434-13-3R9M | B | 3.9 | 12.00 | 0.009 | 1.18 | .315 | 1.22 | 1.37 | 1.14 | 1.03 | .93 |
| 434-13-5R6M | A | 5.6 | 8.00 | 0.017 | 1.03 | .315 | 1.30 | 1.37 | 1.14 | 1.03 | .93 |
| 434-13-100M | A | 10 | 5.00 | 0.035 | 1.03 | .315 | 1.30 | 1.37 | 1.14 | 1.03 | .93 |
| 434-13-150M | A | 15 | 4.00 | 0.05 | 1.03 | .315 | 1.30 | 1.37 | 1.14 | 1.03 | .93 |
| 434-13-330M | A | 33 | 3.50 | 0.07 | 1.03 | .354 | 1.30 | 1.37 | 1.14 | 1.03 | .93 |
| 434-13-680M | A | 68 | 3.00 | 0.10 | 1.03 | .394 | 1.30 | 1.37 | 1.14 | 1.03 | .93 |
| 434-13-101M | A | 100 | 2.50 | 0.15 | 1.03 | .433 | 1.30 | 1.37 | 1.14 | 1.03 | .93 |
| 434-13-151M | A | 150 | 1.80 | 0.30 | 1.03 | .433 | 1.30 | 1.37 | 1.14 | 1.03 | .93 |
| 434-13-331M | A | 330 | 1.40 | 0.50 | 1.03 | .433 | 1.30 | 1.37 | 1.14 | 1.03 | .93 |
| 434-13-681M | A | 680 | 1.00 | 1.00 | 1.03 | .433 | 1.30 | 1.37 | 1.14 | 1.03 | .93 |
| 434-13-102M | A | 1000 | 0.80 | 1.50 | 1.03 | .433 | 1.30 | 1.37 | 1.14 | 1.03 | .93 |
| 434-13-152M | A | 1500 | 0.70 | 2.00 | 1.03 | .433 | 1.30 | 1.37 | 1.14 | 1.03 | .93 |
| 434-13-332M | A | 3300 | 0.50 | 4.00 | 1.03 | .433 | 1.30 | 1.37 | 1.14 | 1.03 | .93 |
| 434-13-682M | A | 6800 | 0.35 | 8.00 | 1.03 | .433 | 1.30 | 1.37 | 1.14 | 1.03 | .93 |
| 434-13-103M | A | 10000 | 0.30 | 12.00 | 1.03 | .433 | 1.30 | 1.37 | 1.14 | 1.03 | .93 |

HIQ™ ANTENNAS



* 48SM026 - Screw for 43AR103 and 43AR106

† 48SM003 - Screw for 43AR105 and 430-1002

Telescoping

| MOUSER STOCK NO. | Fig. | Length (In.) | | Dia. (In.) | Sect. | Thread Size D x P (mm) | Price Each | | | |
|------------------|------|--------------|-----------|------------|-------|------------------------|------------|------|------|----------------|
| | | Extended | Collapsed | | | | 1 | 10 | 100 | 500 |
| 430-1000 | A | 31.5 | 8.0 | 0.240 | 5 | ----- | 3.84 | 3.49 | 3.18 | Call For Quote |
| 430-1002 | B | 25.8 | 7.0 | 0.236 | 5 | 3.0 x 0.50† | 4.03 | 3.59 | 3.30 | |
| 430-1033 | C | 13.0 | 3.2 | 0.236 | 6 | 3.0 x 0.50 | 3.73 | 3.36 | 3.09 | |
| 430-1096 | D | 17.6 | 3.58 | 0.236 | 6 | 3.0 x 0.50 | 3.73 | 3.36 | 3.09 | |
| 430-1415 | E | 34.6 | 6.89 | 0.236 | 6 | ----- | 4.03 | 3.59 | 3.30 | |

Telescoping

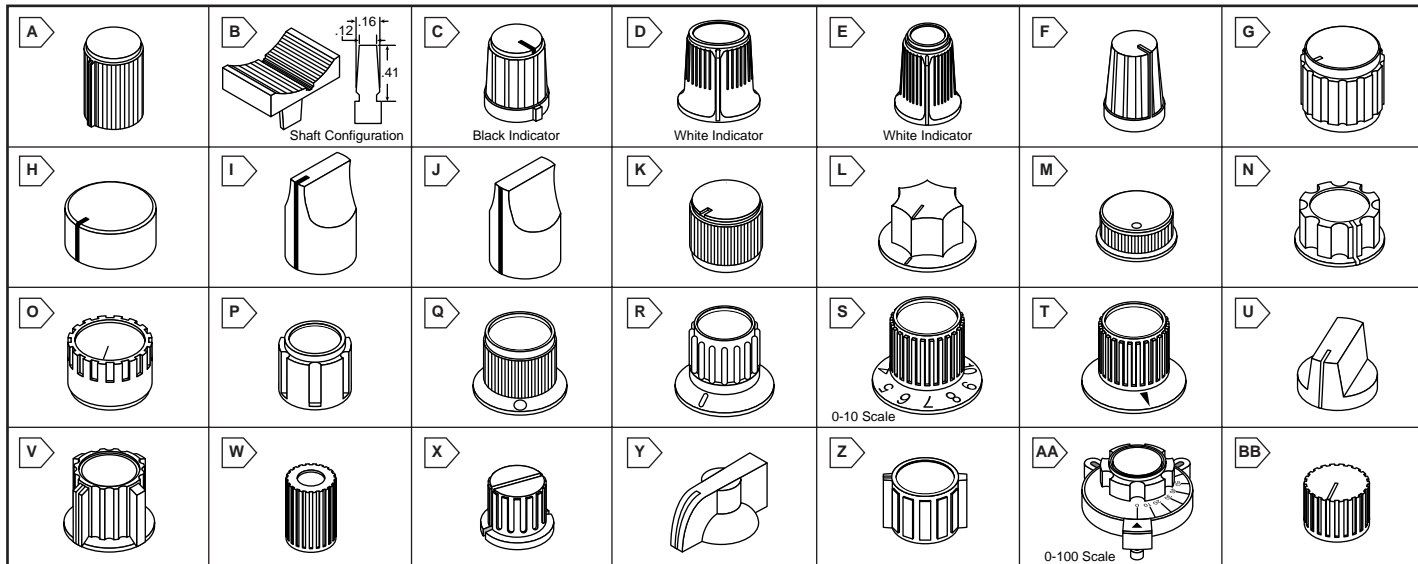
| MOUSER STOCK NO. | Fig. | Length (In.) | | Dia. (In.) | Sect. | Thread Size D x P (mm) | Price Each | | | |
|------------------|------|--------------|-----------|------------|-------|------------------------|------------|------|------|----------------|
| | | Extended | Collapsed | | | | 1 | 10 | 100 | 500 |
| 43AR103 | F | 19.8 | 3.6 | .32 | 8 | 2.6 x 0.45 * | 2.39 | 1.99 | 1.79 | Call For Quote |
| 43AR104 | G | 20.5 | 6.0 | .17 | 4 | 3.0 x 0.50 | 1.56 | 1.17 | 1.07 | |
| 43AR105 | F | 33.3 | 5.8 | .28 | 7 | 3.0 x 0.50 † | 2.63 | 2.19 | 1.99 | |
| 43AR106 | F | 19.0 | 4.25 | .24 | 6 | 2.6 x 0.45 * | 1.38 | 1.13 | 1.04 | |

Flexible

| MOUSER STOCK NO. | Fig. | Length (In.) | | Base Dia. (In.) | Imped. (Ω) | Resonant Freq. MHz | Price Each | | | |
|------------------|------|--------------|----------|-----------------|------------|--------------------|------------|------|------|------|
| | | Rigid | Flexible | | | | 1 | 10 | 100 | 500 |
| 430-1031 | H | 3.9 | 5.75 | 0.236 | 50 | 49 | 7.75 | 6.90 | 6.35 | Call |



Knobs



EAGLE For quantities greater than listed, call for quote.

HIGH VISIBILITY COLOR CONTROL KNOBS

Plastic knobs with brass inserts and set screw fittings. Black body w/ a white indicator. Available in four different color tops: red, yellow, green, and blue.

Diameter measured at knob bases or skirt. Knob fits .25 inch shafts.

| MOUSER STOCK NO. | Fig. | Color Top | Dia. (In.) | Height (In.) | Price Each | | |
|------------------|------|-----------|------------|--------------|------------|-----|-----|
| | | | | | 1 | 10 | 100 |
| 450-2040 | A | Red | .52 | .62 | .99 | .78 | .69 |
| 450-2050 | A | Yellow | .52 | .62 | .99 | .78 | .69 |
| 450-2060 | A | Green | .52 | .62 | .99 | .78 | .69 |
| 450-2070 | A | Blue | .52 | .62 | .99 | .78 | .69 |
| 450-3180 | A | Green | .75 | .64 | 1.08 | .83 | .75 |
| 450-3181 | A | Red | .75 | .64 | 1.08 | .83 | .75 |
| 450-3182 | A | Yellow | .75 | .64 | 1.08 | .83 | .75 |
| 450-3183 | A | Blue | .75 | .64 | 1.08 | .83 | .75 |

COLOR SLIDE CONTROL KNOBS

• Fits Mouser 312-9000, 9100, and 9302 series slide potentiometers

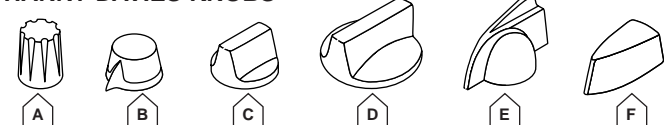
| MOUSER STOCK NO. | Fig. | Color | W (In.) | H (In.) | L (In.) | Price Each | | |
|------------------|------|--------|---------|---------|---------|------------|-----|-----|
| | | | | | | 1 | 10 | 100 |
| 450-3050 | B | Orange | .68 | .63 | .79 | .49 | .33 | .30 |
| 450-3051 | B | Black | .68 | .63 | .79 | .49 | .33 | .30 |
| 450-3052 | B | Gray | .68 | .63 | .79 | .49 | .33 | .30 |

COLOR CONTROL KNOBS FOR KNURLED SHAFTS

• Knob color: black • Diameter measured at knob base
• Knob fits 6mm, 18 tooth knurled shaft

| MOUSER STOCK NO. | Fig. | Color Top | Shaft Hole (In.) | Dia. (In.) | H (In.) | Price Each | | |
|------------------|------|-----------|------------------|------------|---------|------------|-----|-----|
| | | | | | | 1 | 10 | 100 |
| 450-3021 | C | Red | .238 | .52 | .65 | .54 | .36 | .33 |
| 450-3022 | C | Yellow | .238 | .52 | .65 | .54 | .36 | .33 |
| 450-3023 | C | Blue | .238 | .52 | .65 | .54 | .36 | .33 |
| 450-3024 | C | Green | .238 | .52 | .65 | .54 | .36 | .33 |
| 450-3031 | D | Red | .238 | .63 | .59 | .54 | .36 | .33 |
| 450-3032 | D | Yellow | .238 | .63 | .59 | .54 | .36 | .33 |
| 450-3033 | D | Blue | .238 | .63 | .59 | .54 | .36 | .33 |
| 450-3034 | D | Green | .238 | .63 | .59 | .54 | .36 | .33 |
| 450-3012 | E | Yellow | .238 | .68 | .87 | .60 | .40 | .36 |
| 450-3013 | E | Blue | .238 | .68 | .87 | .60 | .40 | .36 |
| 450-3014 | E | Green | .238 | .68 | .87 | .60 | .40 | .36 |
| 450-3015 | E | Red | .238 | .68 | .87 | .60 | .40 | .36 |

HARRY DAVIES KNOBS



Instrument Knobs

*Diameter in table measured at knob base or skirt.

| MOUSER STOCK NO. | Fig. | Hole Size | *Dia. (In.) | Height (In.) | Price Each | | | |
|------------------|------|-----------|-------------|--------------|------------|-----|-----|------|
| | | | | | 1 | 10 | 100 | 500 |
| 5164-1900 | A | .250 | .50 | .625 | .88 | .79 | .53 | Call |

SOFT TOUCH KNOBS

Plastic shell covered by a thick rubber finish

• Knob fits 6mm, 18 tooth knurled shaft • Diameter measured at knob base

| MOUSER STOCK NO. | Fig. | Color | Shaft Hole (In.) | Dia. (In.) | H (In.) | Price Each | | |
|------------------|------|-------|------------------|------------|---------|------------|-----|-----|
| | | | | | | 1 | 10 | 100 |
| 450-4010 | F | Gray | .238 | .51 | .71 | .60 | .40 | .36 |
| 450-4011 | F | Black | .238 | .51 | .71 | .60 | .40 | .36 |

ALUMINUM CONTROL KNOBS

Bright Mirror Finish

Fluted edge • Fits .25 inch shafts

| MOUSER STOCK NO. | Fig. | Color | Dia. (In.) | H (In.) | Price Each | | |
|------------------|------|----------|------------|---------|------------|------|------|
| | | | | | 1 | 10 | 100 |
| 45KN030 | G | Aluminum | .79 | .77 | 1.65 | 1.38 | 1.25 |
| 45KN031 | G | Aluminum | .61 | .65 | 1.59 | 1.32 | 1.20 |
| 45KN032 | G | Aluminum | .87 | .75 | 2.08 | 1.73 | 1.57 |
| 45KN033 | G | Aluminum | 1.18 | .87 | 2.83 | 2.36 | 2.14 |
| 450-7030 | G | Black | .79 | .77 | 2.00 | 1.67 | 1.52 |
| 450-7031 | G | Black | .61 | .65 | 2.29 | 1.91 | 1.74 |
| 450-7032 | G | Black | .87 | .75 | 2.52 | 2.10 | 1.98 |

Brushed Aluminum Finish

Saw cut indicator • Fits .25 inch shafts

| | | | | | | | |
|----------|---|----------|------|-----|------|------|------|
| 450-6015 | H | Aluminum | .63 | .55 | 1.44 | 1.25 | 1.14 |
| 450-6016 | H | Aluminum | .87 | .55 | 1.84 | 1.53 | 1.39 |
| 450-6017 | H | Aluminum | 1.10 | .55 | 2.75 | 2.30 | 2.09 |
| 450-7015 | H | Black | .63 | .55 | 2.22 | 1.85 | 1.68 |
| 450-7016 | H | Black | .87 | .55 | 2.45 | 2.04 | 1.85 |

Solid Machined with Hex Set Screw

• Knob fits .25 inch shafts

| | | | | | | | |
|----------|---|----------|------|------|------|------|------|
| 450-3000 | I | Aluminum | 1.00 | 1.00 | 6.23 | 5.19 | 4.72 |
| 450-3001 | J | Aluminum | .87 | .98 | 7.11 | 6.46 | 5.87 |

Knurled Aluminum Knobs

This knob features "positive" grip knurled edge and fits .25 inch shafts.

• Notched tip indicator • Glossy finish • Similar to Alco KN series

| | | | | | | | |
|----------|---|----------|------|-----|------|------|------|
| 450-6003 | K | Aluminum | .50 | .62 | 1.36 | 1.23 | 1.14 |
| 450-6005 | K | Aluminum | .75 | .62 | 1.55 | 1.40 | 1.31 |
| 450-6006 | K | Aluminum | .94 | .62 | 1.84 | 1.67 | 1.58 |
| 450-6007 | K | Aluminum | 1.25 | .62 | 2.76 | 2.46 | 2.29 |
| 450-6008 | K | Black | 1.25 | .62 | 2.96 | 2.66 | 2.49 |
| 450-7005 | K | Black | .75 | .62 | 2.23 | 1.86 | 1.69 |

CONTROL AND INSTRUMENT KNOBS

Knobs are fitted with brass inserts and set screws.

Diameter measured at knob base or skirt. Knob fits .25 inch shafts.

† White painted indicator line

| MOUSER STOCK NO. | Fig. | Replaces Alco Knob | Dia. (In.) | H (In.) | Price Each | | |
|------------------|------|--------------------|------------|---------|------------|------|-----|
| | | | | | 1 | 10 | 100 |
| 45KN013 | L | ----- | .94 | .59 | .74 | .50 | .46 |
| 45KN014 | L | ----- | 1.32 | .69 | .80 | .61 | .56 |
| 45KN015 | M | ----- | .70 | .38 | .52 | .39 | .35 |
| 45KN016 | N | ----- | 1.29 | .63 | .97 | .75 | .68 |
| 45KN017 | N | ----- | 1.04 | .56 | .81 | .63 | .57 |
| 45KN018 | N | ----- | .75 | .46 | .73 | .56 | .51 |
| 45KN019 | O | ----- | 1.00 | .60 | 1.00 | .83 | .76 |
| 45KN023 | P | ----- | .75 | .63 | .81 | .63 | .57 |
| 45KN026 | P | ----- | .78 | .63 | .73 | .56 | .51 |
| 45KN024 | Q | ----- | .98 | .57 | 1.05 | .81 | .73 |
| 45KN025 | R | ----- | 1.31 | .87 | 1.05 | .88 | .80 |
| 45KN021 | S | ----- | 1.45 | .90 | 1.26 | 1.06 | .96 |
| 45KN022 | T | ----- | 1.45 | .90 | 1.26 | 1.06 | .96 |
| 450-1017 | U | ----- | 1.04 | .62 | .56 | .46 | .42 |
| 450-2016 | V | ----- | .90 | .71 | .97 | .75 | .68 |
| 450-2017 | V | ----- | 1.18 | .79 | 1.15 | .89 | .81 |
| 450-2023 | W | ----- | .50 | .61 | .62 | .42 | .38 |
| 450-2034 | X | PKX-50 1/4 | .59 | .55 | .73 | .56 | .51 |
| 450-2035 | X | PKX-60B 1/4 | .77 | .59 | .89 | .66 | .60 |
| 450-2036 | X | PKX-80B 1/4 | .95 | .78 | 1.09 | .76 | .68 |
| 450-2039 | X | PKX-100B 1/4 | 1.39 | .71 | 1.16 | .93 | .84 |

POINTER KNOBS

Knobs are fitted with brass inserts and set screws for added strength and durability. Knobs fit .25 inch shafts.

| MOUSER STOCK NO. | Fig. | Dia. (In.) | H (In.) | Price Each | | |
|------------------|------|------------|---------|------------|-----|-----|
| | | | | 1 | 10 | 100 |
| 45KN012 | Y | 1.25 | .65 | .69 | .46 | .42 |
| 450-1006 | Z | .74 | .56 | .99 | .79 | .71 |

VERNIER DIAL KNOBS

• Knobs fit .25 inch shafts • Graduated 0-100
• 8 to 1 turns ratio calibrated over 180°

| | | | | | | |
|---------|----|------|-----|-------|-------|-------|
| 45KN100 | AA | 1.50 | .85 | 14.98 | 12.48 | 11.35 |
| 556-S50 | AA | 2.00 | .85 | 12.99 | 11.69 | 10.39 |

CONTROL KNOB FOR 4mm SHAFT

Fits our 31CX series controls • Hole size: 4.1mm

| | | | | | | |
|---------|----|-----|-----|------|-----|-----|
| 45KN050 | BB | .50 | .43 | 1.09 | .92 | .84 |
|---------|----|-----|-----|------|-----|-----|

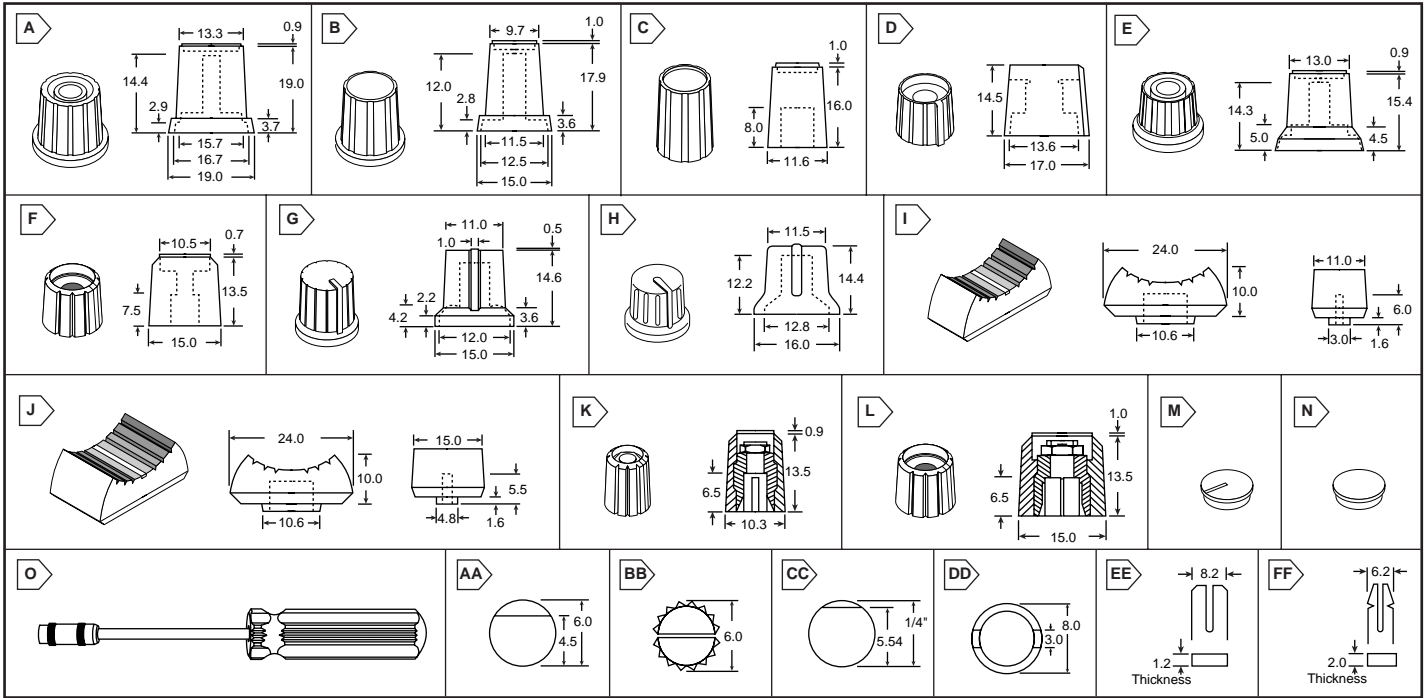
Control Knobs

*Diameter in table measured at knob base or skirt.

| MOUSER STOCK NO. | Fig. | Hole Size | *Dia. (In.) | Height (In.) | Price Each | | | |
|------------------|------|-----------|-------------|--------------|------------|-----|-----|------|
| | | | | | 1 | 10 | 100 | 500 |
| 5164-1400 | B | .250 | .69 | .41 | .49 | .41 | .28 | Call |

Pointer Knobs

| | | | | | | | | |
|-----------|---|------|------|------|-----|-----|-----|----------------|
| 5164-1510 | C | .250 | .75 | .57 | .98 | .82 | .54 | Call For Quote |
| 5164-1500 | D | .250 | 1.13 | .57 | .78 | .64 | .43 | Call For Quote |
| 5164-2300 | E | .250 | 1.25 | .625 | .55 | .48 | .32 | Call For Quote |
| 5164-2310 | F | .250 | 1.19 | .50 | .37 | .34 | .23 | Call For Quote |



PUSH-ON COLOR CODED CONTROL KNOBS

These control knobs feature a selection of color coded caps to assist engineers when coding different functions. Three colors are available from stock. Other colors are also available. Ask your service representative for details. Order color-coded caps separately.

For quantities greater than listed, call for quote.

| MOUSER STOCK NO. | Fig. | Shaft Type | Body Color | Size (In.) | | Price Each | | | |
|------------------|------|------------|------------|------------|-----|------------|-----|-----|-----|
| | | | | Dia. | Ht. | 1 | 10 | 100 | 500 |
| 550-86101 | A | AA | Black | .75 | .75 | .42 | .28 | .25 | .23 |
| 550-86102 | A | BB | Black | .75 | .75 | .42 | .28 | .25 | .23 |
| 550-86103 | A | CC | Black | .75 | .75 | .42 | .28 | .25 | .23 |
| 550-85901 | B | BB | Black | .59 | .70 | .42 | .28 | .25 | .23 |
| 550-13801 | C | BB | Black | .46 | .63 | .26 | .17 | .15 | .14 |
| 550-13901 | D | DD | Black | .67 | .57 | .29 | .19 | .17 | .16 |
| 550-89001 | E | CC | Black | .75 | .61 | .38 | .25 | .23 | .21 |
| 550-15031 | F | CC | Black | .59 | .53 | .50 | .33 | .30 | .27 |

† Knobs require color coded cap
 *Use as a stand alone knob or part of a dual concentric pair when used with 550-13901.

Color-Coded Caps

Other colors are available. Call your Mouser Service Representative. For quantities greater than listed, call for quote.

| MOUSER STOCK NO. | Fig. | Cap Color | Pointer Color | Fits Knob | Price Each | | | |
|------------------|------|-----------|---------------|------------------------|------------|-----|-----|-----|
| | | | | | 1 | 10 | 100 | 500 |
| 550-86301 | M | Black | White | 550-89001 | .38 | .25 | .23 | .21 |
| 550-86302 | M | Blue | White | 550-86101 | .38 | .25 | .23 | .21 |
| 550-86303 | M | Gray | White | 550-86102 550-86103 | .38 | .25 | .23 | .21 |
| 550-86401 | M | Black | White | 550-85901 | .29 | .19 | .17 | .16 |
| 550-86402 | M | Blue | White | 550-13801 | .29 | .19 | .17 | .16 |
| 550-86403 | M | Gray | White | 550-13801 | .29 | .19 | .17 | .16 |
| 550-15021 | N | Black | None | 550-15031 | .17 | .11 | .10 | .09 |
| 550-15023 | N | Blue | None | 550-15031 | .17 | .11 | .10 | .09 |
| 550-15022 | N | Gray | None | 550-15031 | .17 | .11 | .10 | .09 |

TWO-COLOR HARD BODY CONTROL KNOB

This knob is a product of the latest developments in computer two-color technology. It features a matte black body with a white colored pointer molded in the body. The result is a control knob which keeps its crisp look permanently. Other pointer colors are available; call your Mouser Service Representative.

For quantities greater than listed, call for quote.

| MOUSER STOCK NO. | Fig. | Shaft Type | Body Color | Pointer Color | Size (In.) | | Price Each | | | |
|------------------|------|------------|------------|---------------|------------|-----|------------|-----|-----|-----|
| | | | | | Dia. | Ht. | 1 | 10 | 100 | 500 |
| 550-57001 | G | BB | Black | White | .59 | .57 | .42 | .28 | .25 | .23 |

TWO-COLOR "SOFT TOUCH" CONTROL KNOBS

"Soft Touch" technology is now available in a two-color control knob. Styled with today's front panels in mind, these control knobs offer superb looks at competitive costs. Other pointer colors are available; call your Mouser Service Representative.

For quantities greater than listed, call for quote.

| MOUSER STOCK NO. | Fig. | Shaft Type | Body Color | Pointer Color | Size (In.) | | Price Each | | | |
|------------------|------|------------|------------|---------------|------------|-----|------------|-----|-----|-----|
| | | | | | Dia. | Ht. | 1 | 10 | 100 | 500 |
| 550-67001 | H | AA | Black | Gray | .63 | .57 | .44 | .29 | .26 | .24 |
| 550-67002 | H | AA | Black | Blue | .63 | .57 | .44 | .29 | .26 | .24 |
| 550-67003 | H | BB | Black | Gray | .63 | .57 | .44 | .29 | .26 | .24 |
| 550-67004 | H | BB | Black | Blue | .63 | .57 | .44 | .29 | .26 | .24 |

SLIDE CONTROL KNOBS

Superb ergonomics and aesthetics at a competitive price. Low profile design and Re An's two-color process. It has been designed to compliment Mouser Stock No. 550-57001. Other colors are available. Call your Mouser Service Representative.

For quantities greater than listed, call for quote.

| MOUSER STOCK NO. | Fig. | Shaft Type | Body Color | Pointer Color | Size (In.) | | Price Each | | | |
|------------------|------|------------|------------|---------------|------------|-----|------------|-----|-----|-----|
| | | | | | W | L | 1 | 10 | 100 | 500 |
| 550-77301 | I | EE,FF | Black | White | .43 | .94 | .71 | .47 | .43 | .39 |
| 550-77801 | J | EE,FF | Black | White | .59 | .94 | .50 | .33 | .30 | .27 |

10mm COLLET KNOBS

Featuring the latest in computer controlled two-color manufacturing technology. Ask your service representative about other sizes and colors.

- Indicator lines are molded into the knob body
- Available with full length white indicator line
- Caps available with or without indicator line
- Color coded cap, available from stock in 3 colors. Other colors are available. Call your Mouser Service Representative.

For quantities greater than listed, call for quote.

| MOUSER STOCK NO. | Fig. | Shaft Size | Body Color | Pointer Color | Size | | Price Each | | | |
|------------------|------|------------|------------|---------------|------|------|------------|-----|-----|-----|
| | | | | | Dia. | Ht. | 1 | 10 | 100 | 500 |
| 550-10501 | K | 1/8" | Black | White | 10mm | .53" | 1.18 | .91 | .83 | .76 |

10mm Color-Coded Caps (Fits knob 550-10501)

† Knobs require color coded cap

| MOUSER STOCK NO. | Fig. | Cap Color | Pointer Color | Price Each | | | |
|------------------|------|-----------|---------------|------------|-----|-----|-----|
| | | | | 1 | 10 | 100 | 500 |
| 550-10001 | M | Black | White | .30 | .29 | .28 | .27 |
| 550-10002 | M | Gray | White | .30 | .29 | .28 | .27 |
| 550-10003 | M | Blue | White | .30 | .29 | .28 | .27 |
| 550-10011 | N | Black | None | .21 | .20 | .19 | .18 |
| 550-10012 | N | Gray | None | .21 | .20 | .19 | .18 |
| 550-10013 | N | Blue | None | .21 | .20 | .19 | .18 |

15mm COLLET KNOBS

For quantities greater than listed, call for quote.

| MOUSER STOCK NO. | Fig. | Shaft Size | Body Color | Pointer Color | Size | | Price Each | | | |
|------------------|------|------------|------------|---------------|------|------|------------|-----|-----|-----|
| | | | | | Dia. | Ht. | 1 | 10 | 100 | 500 |
| 550-15601 | L | 6mm | Black | White | 15mm | .53" | 1.24 | .95 | .86 | .78 |
| 550-15001 | L | 1/4" | Black | White | 15mm | .53" | 1.24 | .95 | .86 | .78 |

15mm Color-Coded Caps (Fits knobs: 550-15601, 550-15001)

† Knobs require color coded cap

| MOUSER STOCK NO. | Fig. | Cap Color | Pointer Color | Price Each | | | |
|------------------|------|-----------|---------------|------------|-----|-----|-----|
| | | | | 1 | 10 | 100 | 500 |
| 550-15011 | M | Black | White | .36 | .24 | .22 | .20 |
| 550-15012 | M | Gray | White | .36 | .24 | .22 | .20 |
| 550-15013 | M | Blue | White | .36 | .24 | .22 | .20 |
| 550-15021 | N | Black | None | .17 | .11 | .10 | .09 |
| 550-15022 | N | Gray | None | .17 | .11 | .10 | .09 |
| 550-15023 | N | Blue | None | .17 | .11 | .10 | .09 |

COLLET ADJUSTMENT TOOLS

For quantities greater than listed, call for quote.

| MOUSER STOCK NO. | Fig. | Description | Price Each | |
|------------------|------|---------------------------------------|------------|-------|
| | | | 1 | 5 |
| 550-9002 | O | Collet adjustment tool for 10mm knobs | 15.20 | 14.25 |
| 550-9003 | O | Collet adjustment tool for 15mm knobs | 15.20 | 14.25 |

Bumpers, Grommets, Hole Plugs, and Solder Lugs

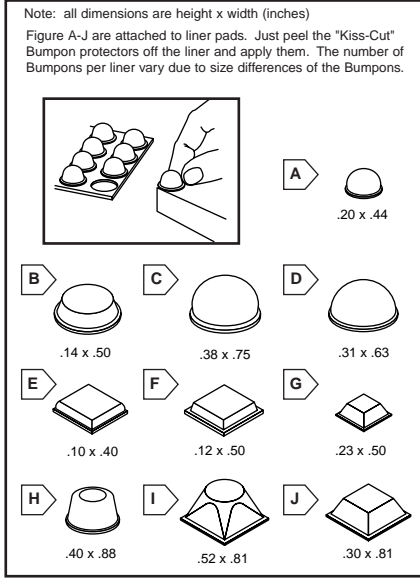
3M BUMPON PROTECTIVE PRODUCTS

Bump-on Protective Products are self-sticking polyurethane bumpers that serve as high performance cushions, feet, spacers, and protectors. No need for screws, glue, rivets, or holes of any kind!

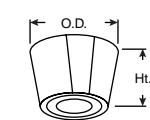
- * Available in 4 colors.
 - Non-marring
 - Crack resistant
 - Non-slip
- Replace the blank () in the part number with: **BK** for Black, **GY** for Gray, **BR** for Brown, **WH** for White

| MOUSER STOCK NO. | Fig. | Description | Color | Qty. Per Pad | Price Per Individual Bump-on | | | |
|------------------|------|--------------------|-------|--------------|------------------------------|------|------|------|
| | | | | | 1 | 56 | 3000 | 6000 |
| 517-SJ-5303CL | A | Small hemisphere | Clear | 56 | .16 | .073 | .041 | .039 |
| 517-SJ-5003 | A | Small hemisphere | * | 56 | .13 | .057 | .033 | .031 |
| 517-SJ-5012 | B | Cylindrical | * | 56 | .14 | .063 | .035 | .034 |
| 517-SJ-5312CL | B | Cylindrical | Clear | 56 | .16 | .073 | .041 | .039 |
| | | | | | 1 | 40 | 1000 | 5000 |
| 517-SJ-5017 | C | Large hemisphere | * | 40 | .34 | .20 | .120 | .110 |
| 517-SJ-5027 | D | Hemisphere | * | 40 | .32 | .16 | .088 | .085 |
| | | | | | 1 | 108 | 3000 | 6000 |
| 517-SJ-5007BK | E | Tapered square | Black | 54 | .12 | .046 | .031 | .028 |
| 517-SJ-5008 | F | Tapered square | * | 80 | .12 | .056 | .031 | .030 |
| 517-SJ-5018 | G | Tapered square | * | 80 | .21 | .097 | .054 | .052 |
| | | | | | 1 | 24 | 1000 | 5000 |
| 517-SJ-5009 | H | Circular depressed | * | 24 | .40 | .25 | .15 | .13 |
| 517-SJ-5514 | I | Square base cone | * | 24 | .44 | .33 | .20 | .19 |
| | | | | | 1 | 36 | 1000 | 5000 |
| 517-SJ-5023 | J | Tapered ring | * | 36 | .32 | .15 | .081 | .076 |

DIMENSIONS (IN.)



VINYL CABINET BUMPERS



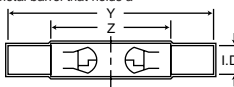
DIMENSIONS (IN.)

For quantities greater than listed, call for quote.

| MOUSER STOCK NO. | O.D. | Ht. | Screw Size | Price Ea. | |
|------------------|-------|------|------------|-----------|-----|
| | | | | 1 | 100 |
| 5162-F4B | 9/16 | 3/8 | 4 | .23 | .15 |
| 5162-F6B | 3/4 | 7/16 | 6 | .33 | .22 |
| 5162-F8B | 15/16 | 5/8 | 8 | .45 | .30 |

3M SOLDER SPLICE CONNECTORS

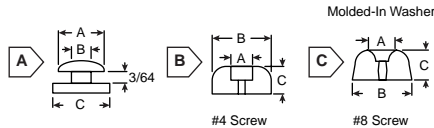
This solder splice connector allows multiple wires to be soldered, insulated, and environmentally sealed in one easy step. The outer layer is tinted, translucent, polyolefin heat shrink tubing lined with hot melt sealant which provides both insulation and a moisture seal allowing for easy inspection of the solder connection. Inside the tubing is a wire locking metal barrel that holds a fluxed solder disk. When heat is applied: the solder disk melts, the tubings inner wall melts and flows forming the moisture seal, and the heat shrink forms the electrical insulation.



For quantities greater than listed, call for quote.

| MOUSER STOCK NO. | Color | AWG | X (In.) | Y (In.) | I.D. (In.) | Price Each | | |
|------------------|--------|-------|---------|---------|------------|------------|-----|-----|
| | | | | | | 1 | 5 | 10 |
| 517-5400 | Clear | 28-20 | 0.57 | 1.00 | 0.12 | .62 | .58 | .55 |
| 517-5401 | Red | 22-14 | 0.83 | 1.37 | 0.18 | .64 | .60 | .56 |
| 517-5402 | Blue | 20-10 | 1.00 | 1.68 | 0.26 | .75 | .70 | .65 |
| 517-5403 | Yellow | 16-8 | 1.25 | 2.00 | 0.33 | .98 | .92 | .86 |

RUBBER BUMPERS

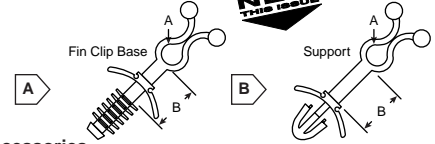


DIMENSIONS (IN.)

For quantities greater than listed, call for quote.

| MOUSER STOCK NO. | Fig. | Dimensions (In.) | | | Price Each | | |
|------------------|------|------------------|-------|------|------------|------|------|
| | | A | B | C | 1 | 100 | 1000 |
| 5167-202 | A | 5/16 | 1/4 | 7/16 | .07 | .029 | .027 |
| 534-720 | B | 1/4 | 1/2 | 1/4 | .23 | .115 | .058 |
| 534-721 | B | 1/4 | 5/8 | 5/16 | .36 | .182 | .092 |
| 534-722 | B | 1/4 | 23/32 | 7/16 | .73 | .365 | .167 |
| 534-723 | C | 3/8 | 15/16 | 3/8 | .70 | .351 | .178 |

"EZ" TWIST LOCK

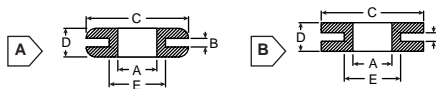


Accessories

| MOUSER STOCK NO. | Fig. | Dim. (In.) | | Mtg. Hole | Panel Range | Price Each | | |
|------------------|------|------------|------|-----------|-------------|------------|------|------|
| | | A | B | | | 1 | 100 | 500 |
| 561-EZS250 | A | .250 | .954 | .187 | 030/078 | .15 | .101 | .088 |
| 561-EZS200 | A | .200 | .911 | .187 | 030/078 | .14 | .096 | .084 |
| 561-EZS450 | A | .450 | .625 | .187 | 030/078 | .16 | .110 | .096 |
| 561-EZS625 | A | .625 | .628 | .187 | 030/078 | .20 | .135 | .118 |
| 561-EZFB025 | B | .375 | .250 | .188 | 1/32-1/4 | .27 | .181 | .159 |
| 561-EZFB050 | B | .375 | .500 | .188 | 1/32-1/4 | .28 | .186 | .163 |
| 561-EZFC037 | B | .500 | .375 | .250 | 1/32-1/4 | .28 | .186 | .163 |
| 561-EZFC050 | B | .500 | .500 | .250 | 1/32-1/4 | .28 | .186 | .163 |

RUBBER GROMMETS

Designed for insulating sharp edged holes to protect electrical cables and tubing.



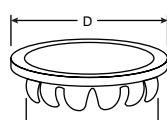
DIMENSIONS (IN.)

For quantities greater than listed, call for quote.

| MOUSER STOCK NO. | Fig. | Dimensions (In.) | | | | | Price Each | | |
|------------------|------|------------------|------|------|-----|------|------------|------|------|
| | | A | B | C | D | E | 1 | 1000 | 2500 |
| 5167-208 | A | 9/32 | 1/16 | 9/16 | 1/4 | 3/8 | .06 | .04 | .032 |
| 5167-211 | A | 3/16 | 1/16 | 7/16 | 1/4 | 5/16 | .06 | .03 | .028 |
| 5167-159 | B | 1/4 | 1/16 | 5/8 | 3/8 | 7/16 | .10 | .06 | .05 |
| 5167-210 | A | 3/8 | 1/16 | 5/8 | 1/4 | 1/2 | .07 | .04 | .028 |

METAL HOLE PLUGS

- Nickel plated steel
- Excellent spring retention
- Plug chassis holes, wiring outlets, access holes, or unused openings



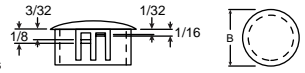
DIMENSIONS (IN.)

For quantities greater than listed, call for quote.

| MOUSER STOCK NO. | Hole Sz (In.) | D (In.) | No. of Prongs | Price Each | | |
|------------------|---------------|---------|---------------|------------|-----|-----|
| | | | | 1 | 100 | 500 |
| 534-7600 | 1/4 | 13/32 | 6 | .27 | .24 | .21 |
| 534-7601 | 5/16 | 7/16 | 6 | .27 | .24 | .21 |
| 534-7602 | 3/8 | 1/2 | 6 | .27 | .24 | .21 |
| 534-7603 | 1/2 | 21/32 | 8 | .30 | .27 | .23 |
| 534-7604 | 5/8 | 13/16 | 8 | .34 | .31 | .26 |
| 534-7606 | 7/8 | 1 1/16 | 12 | .38 | .34 | .29 |
| 534-7607 | 1 | 1 9/64 | 12 | .44 | .40 | .34 |

NYLON LOCKING HOLE & VENT PLUGS

- UL 94V2 rated
- Stock color black
- Other colors available with volume requirements



For quantities greater than listed, call for quote.

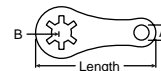
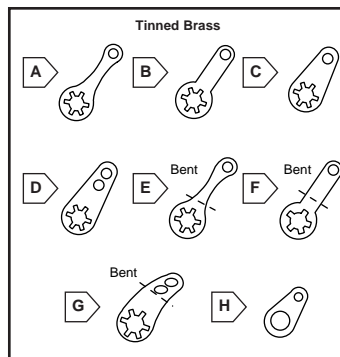
| MOUSER STOCK NO. | Hole Dia. | Dimensions (In.) | | | Price Each | |
|---------------------------|-----------|------------------|---------------|-------|------------|------|
| | | Max. Thick. | Head Dia. (B) | Thick | 1 | 100 |
| 561-M2603 | .250 | .062 | .312 | .312 | .08 | .042 |
| 561-M2617 | .375 | .125 | .468 | .406 | .08 | .042 |
| 561-M2643 | .500 | .125 | .578 | .406 | .09 | .053 |
| 561-M2663 | .625 | .125 | .718 | .406 | .12 | .058 |
| 561-M2683 | .750 | .125 | .922 | .406 | .18 | .087 |
| 561-M2703 | .875 | .125 | 1.016 | .453 | .20 | .098 |
| 561-M2713 | 1.000 | .125 | 1.203 | .453 | .18 | .091 |
| Locking Vent Plugs | | | | | | |
| 561-M2707 | 1.000 | .125 | 1.203 | .453 | .23 | .113 |

KEYSTONE LOCKING TERMINAL SOLDER LUGS

- Tinned brass for easy soldering
- Built-in locking washer
- Easy way of providing ground

For quantities greater than listed, call for quote.

| MOUSER STOCK NO. | Fig. | Dimensions (In.) | | | Screw Sz (B) | Price Each | | |
|------------------|------|------------------|------|-------|--------------|------------|------|------|
| | | Length | A | Thick | | 1 | 100 | 1000 |
| 534-903 | A | 7/8 | 3/32 | .018 | 4 | .13 | .063 | .032 |
| 534-904 | A | 7/8 | 3/32 | .018 | 6 | .13 | .063 | .032 |
| 534-905 | A | 7/8 | 3/32 | .018 | 8 | .13 | .063 | .032 |
| 534-905-10 | A | 7/8 | 3/32 | .018 | 10 | .11 | .055 | .026 |
| 534-909 | B | 47/64 | 3/32 | .018 | 4 | .13 | .063 | .032 |
| 534-916 | B | 47/64 | 3/32 | .018 | 6 | .13 | .063 | .032 |
| 534-917 | B | 47/64 | 3/32 | .018 | 8 | .13 | .063 | .032 |
| 534-908 | C | 5/8 | 3/32 | .018 | 4 | .11 | .057 | .029 |
| 534-914 | C | 5/8 | 3/32 | .018 | 6 | .11 | .057 | .029 |
| 534-915 | C | 5/8 | 3/32 | .018 | 8 | .11 | .057 | .029 |
| 534-910 | D | 23/32 | 3/32 | .018 | 4 | .12 | .060 | .031 |
| 534-918 | D | 23/32 | 3/32 | .018 | 6 | .12 | .060 | .031 |
| 534-906 | D | 23/32 | 3/32 | .018 | 8 | .12 | .060 | .031 |



* Tinned Copper

For quantities greater than listed, call for quote.

| MOUSER STOCK NO. | Fig. | Dimensions (In.) | | | Screw Sz (B) | Price Each | | |
|------------------|------|------------------|------|-------|--------------|------------|------|------|
| | | Length | A | Thick | | 1 | 100 | 1000 |
| 534-7317 | E | 13/16 | 3/32 | .018 | 4 | .13 | .063 | .032 |
| 534-7318 | E | 13/16 | 3/32 | .018 | 6 | .13 | .063 | .032 |
| 534-7319 | E | 13/16 | 3/32 | .018 | 8 | .13 | .063 | .032 |
| 534-7314 | F | 23/32 | 3/32 | .018 | 4 | .13 | .063 | .032 |
| 534-7315 | F | 23/32 | 3/32 | .018 | 6 | .13 | .063 | .032 |
| 534-7316 | F | 23/32 | 3/32 | .018 | 8 | .13 | .063 | .032 |
| 534-7311 | G | 41/64 | 3/32 | .018 | 4 | .12 | .060 | .031 |
| 534-7312 | G | 41/64 | 3/32 | .018 | 6 | .12 | .060 | .031 |
| 534-7313 | G | 41/64 | 3/32 | .018 | 8 | .12 | .060 | .031 |
| * 534-7328 | H | 17/32 | .076 | .015 | 4 | .13 | .064 | .032 |
| * 534-7329 | H | 17/32 | .076 | .015 | 6 | .13 | .064 | .032 |
| * 534-7330 | H | 17/32 | .076 | .015 | 8 | .13 | .064 | .032 |

Spacers and PCB Supports



NYLON HEX TAPPED SPACERS

On spacer 3/4" and longer, tap is 3/8" from each end
For quantities greater than listed, call for quote.

| MOUSER STOCK NO. | Fig. | Length (In.) | Screw Size | Price Each | | |
|------------------|------|--------------|------------|------------|------|------|
| | | | | 1 | 100 | 1000 |
| 561-L4.25 | A | .250 | 4-40 | .44 | .160 | .121 |
| 561-L4.375 | A | .375 | 4-40 | .49 | .170 | .139 |
| 561-L4.50 | A | .500 | 4-40 | .50 | .180 | .141 |
| 561-L4.625 | A | .625 | 4-40 | .50 | .180 | .141 |
| 561-L4.75 | A | .750 | 4-40 | .61 | .220 | .168 |
| 561-L4.875 | A | .875 | 4-40 | .76 | .270 | .210 |
| 561-L4.1.0 | A | 1.000 | 4-40 | .66 | .240 | .182 |
| 561-L6.25 | A | .250 | 6-32 | .57 | .200 | .158 |
| 561-L6.375 | A | .375 | 6-32 | .48 | .180 | .137 |
| 561-L6.50 | A | .500 | 6-32 | .56 | .196 | .154 |
| 561-L6.625 | A | .625 | 6-32 | .50 | .179 | .141 |
| 561-L6.75 | A | .750 | 6-32 | .61 | .221 | .168 |
| 561-L6.875 | A | .875 | 6-32 | .76 | .277 | .214 |
| 561-L6.1.0 | A | 1.000 | 6-32 | .66 | .240 | .182 |
| 561-L8.25 | A | .250 | 8-32 | .57 | .202 | .158 |
| 561-L8.375 | A | .375 | 8-32 | .58 | .214 | .164 |
| 561-L8.50 | A | .500 | 8-32 | .61 | .214 | .168 |
| 561-L8.625 | A | .625 | 8-32 | .61 | .214 | .168 |
| 561-L8.75 | A | .750 | 8-32 | .74 | .263 | .200 |
| 561-L8.875 | A | .875 | 8-32 | .76 | .273 | .210 |
| 561-L8.1.0 | A | 1.000 | 8-32 | .80 | .290 | .218 |

NYLON ROUND SPACERS

For quantities greater than listed, call for quote.

| MOUSER STOCK NO. | Fig. | Dimensions (In.) | | | Price Each | | |
|------------------|------|------------------|------|-------|------------|------|------|
| | | A | B | L | 1 | 100 | 1000 |
| 561-K4.25 | B | .250 | .115 | .250 | .14 | .050 | .037 |
| 561-K4.375 | B | .250 | .115 | .375 | .17 | .060 | .047 |
| 561-K4.50 | B | .250 | .115 | .500 | .17 | .060 | .047 |
| 561-K4.625 | B | .250 | .115 | .625 | .27 | .095 | .076 |
| 561-K4.75 | B | .250 | .115 | .750 | .26 | .095 | .074 |
| 561-K4.875 | B | .250 | .115 | .875 | .34 | .120 | .095 |
| 561-K4.1.0 | B | .250 | .115 | 1.000 | .36 | .137 | .111 |
| 561-K6.25 | B | .250 | .140 | .250 | .14 | .050 | .037 |
| 561-K6.375 | B | .250 | .140 | .375 | .17 | .063 | .047 |
| 561-K6.50 | B | .250 | .140 | .500 | .20 | .070 | .056 |
| 561-K6.625 | B | .250 | .140 | .625 | .23 | .080 | .064 |
| 561-K6.75 | B | .250 | .140 | .750 | .32 | .111 | .087 |
| 561-K6.875 | B | .250 | .140 | .875 | .34 | .124 | .095 |
| 561-K6.1.0 | B | .250 | .140 | 1.000 | .36 | .137 | .111 |
| 561-K8.25 | B | .250 | .171 | .250 | .14 | .053 | .037 |
| 561-K8.375 | B | .250 | .171 | .375 | .24 | .088 | .067 |
| 561-K8.50 | B | .250 | .171 | .500 | .24 | .088 | .067 |
| 561-K8.625 | B | .250 | .171 | .625 | .27 | .101 | .077 |
| 561-K8.75 | B | .250 | .171 | .750 | .32 | .113 | .088 |
| 561-K8.875 | B | .250 | .171 | .875 | .34 | .126 | .101 |
| 561-K8.1.0 | B | .250 | .171 | 1.000 | .37 | .139 | .113 |

KEYSTONE ALUMINUM SPACERS

- Features:**
- Made of flat strip aluminum
 - Precision rolled
 - Tight joint on outside diameter
 - Square ends
 - No burrs

| Spacer For | I.D. ±.005 | O.D. ±.007 |
|------------|------------|------------|
| #4 | .125 | .167 |
| #6 | .151 | .193 |
| #8 | .178 | .232 |

| MOUSER STOCK NO. | Fig. | Length (In.) | Screw Size | Price Each | | | |
|------------------|------|--------------|------------|------------|------|------|------|
| | | | | 1 | 100 | 500 | 1000 |
| 534-397 | I | 3/16 | 4 | .11 | .054 | .045 | .027 |
| 534-398 | I | 1/4 | 4 | .11 | .054 | .045 | .027 |
| 534-399 | I | 5/16 | 4 | .11 | .055 | .046 | .028 |
| 534-400 | I | 3/8 | 4 | .11 | .055 | .046 | .028 |
| 534-402 | I | 1/2 | 4 | .11 | .057 | .049 | .029 |
| 534-403 | I | 5/8 | 4 | .13 | .065 | .055 | .033 |
| 534-418 | I | 3/4 | 4 | .13 | .066 | .057 | .034 |
| 534-405 | I | 1/4 | 6 | .11 | .055 | .045 | .027 |
| 534-406 | I | 5/16 | 6 | .11 | .055 | .047 | .028 |
| 534-407 | I | 3/8 | 6 | .11 | .056 | .048 | .029 |
| 534-409 | I | 1/2 | 6 | .12 | .058 | .050 | .030 |
| 534-425 | I | 3/4 | 6 | .13 | .067 | .058 | .036 |
| 534-412 | I | 1/4 | 8 | .17 | .084 | .073 | .043 |
| 534-414 | I | 3/8 | 8 | .18 | .090 | .076 | .045 |
| 534-416 | I | 1/2 | 8 | .19 | .093 | .080 | .048 |
| 534-417 | I | 5/8 | 8 | .20 | .099 | .086 | .051 |
| 534-432 | I | 3/4 | 8 | .21 | .104 | .091 | .054 |

BRASS ROUND SPACERS

- 1/4" O.D. round unthreaded
- Drilled for clearance of screw sizes shown in table
- Zinc plated
- Easy PCB mounting

| MOUSER STOCK NO. | Fig. | Length (In.) | Screw Size | Price Each | | | |
|------------------|------|--------------|------------|------------|------|------|------|
| | | | | 1 | 100 | 500 | 1000 |
| 534-1454A | J | 1/4 | 4 | .35 | .174 | .148 | .088 |
| 534-1454C | J | 1/2 | 4 | .44 | .220 | .188 | .113 |
| 534-1457A | J | 1/4 | 6 | .35 | .174 | .148 | .088 |
| 534-1457B | J | 3/8 | 6 | .37 | .185 | .158 | .094 |
| 534-1457C | J | 1/2 | 6 | .44 | .220 | .188 | .113 |
| 534-1480 | J | 1/4 | 8 | .35 | .174 | .148 | .088 |
| 534-1481 | J | 3/8 | 8 | .37 | .185 | .158 | .094 |

NYLON HEX MALE/FEMALE Threaded Spacers

| MOUSER STOCK NO. | Fig. | Length (In.) | Price Each | | | |
|------------------|------|--------------|------------|------|------|----------------|
| | | | 1 | 100 | 500 | 1000 |
| 561-MF440-25 | C | 1/4 | .26 | .210 | .179 | |
| 561-MF440-50 | C | 1/2 | .28 | .221 | .200 | Call For Quote |
| 561-MF440-62 | C | 5/8 | .28 | .221 | .200 | Call For Quote |
| 561-MF440-75 | C | 3/4 | .31 | .231 | .210 | |
| 561-MF440-100 | C | 1 | .31 | .231 | .210 | |

NYLON PC BOARD POSTS Patented "MSP" Series

| MOUSER STOCK NO. | Fig. | Length (In.) | Price Each | | | |
|------------------|------|--------------|------------|------|------|----------------|
| | | | 1 | 100 | 1000 | 5000 |
| 561-A0125 | D | .125 | .10 | .066 | .058 | |
| 561-A0250 | D | .250 | .11 | .069 | .060 | |
| 561-A0312 | D | .312 | .11 | .069 | .060 | |
| 561-A0375 | D | .375 | .11 | .069 | .060 | Call For Quote |
| 561-A0500 | D | .500 | .11 | .070 | .061 | |
| 561-A0625 | D | .625 | .11 | .071 | .062 | |
| 561-A0750 | D | .750 | .11 | .072 | .064 | |
| 561-A0875 | D | .875 | .12 | .076 | .066 | |
| 561-A1000 | D | 1.00 | .12 | .076 | .066 | |

NYLON PCB POSTS

| MOUSER STOCK NO. | Fig. | Length (In.) | Price Each | | | |
|------------------|------|--------------|------------|------|------|----------------|
| | | | 1 | 100 | 500 | 1000 |
| 561-MTP125 | E | 1/8 | .10 | .066 | .058 | |
| 561-MTP250 | E | 1/4 | .11 | .071 | .063 | Call For Quote |
| 561-MTP500 | E | 1/2 | .11 | .071 | .063 | Call For Quote |
| 561-MTP750 | E | 3/4 | .12 | .080 | .069 | Call For Quote |
| 561-MTP875 | E | 7/8 | .13 | .080 | .070 | |

PCB LOCKING SUPPORTS

Male Threaded

| MOUSER STOCK NO. | Fig. | Length (In.) | Price Each | | | |
|------------------|------|--------------|------------|------|------|----------------|
| | | | 1 | 100 | 500 | 1000 |
| 561-LMTP250 | F | 1/4 | .12 | .075 | .067 | Call For Quote |
| 561-LMTP500 | F | 1/2 | .12 | .075 | .067 | Call For Quote |
| 561-LMTP750 | F | 3/4 | .16 | .109 | .087 | Call For Quote |
| 561-LMTP1000 | F | 1 | .16 | .113 | .090 | Call For Quote |

Adhesive Base

| MOUSER STOCK NO. | Fig. | Length (In.) | Price Each | | | |
|------------------|------|--------------|------------|------|------|----------------|
| | | | 1 | 100 | 500 | 1000 |
| 561-LAD187 | G | 3/16 | .44 | .315 | .252 | |
| 561-LAD250 | G | 1/4 | .44 | .315 | .252 | Call For Quote |
| 561-LAD500 | G | 1/2 | .44 | .315 | .252 | Call For Quote |
| 561-LAD750 | G | 3/4 | .47 | .339 | .273 | Call For Quote |
| 561-LAD1000 | G | 1 | .47 | .339 | .273 | Call For Quote |

NYLON CIRCUIT BOARD SUPPORTS

"Lock/Tension" designed to lock to bottom chassis & snap into a 1/16" thick PCB.

| MOUSER STOCK NO. | Fig. | Dimensions (In.) | | Price Each | | | |
|------------------|------|------------------|------|------------|------|------|----------------|
| | | A | B | 1 | 100 | 500 | 1000 |
| 561-LT187 | H | .187 | .307 | .08 | .057 | .049 | |
| 561-LT250 | H | .250 | .365 | .10 | .060 | .053 | Call For Quote |
| 561-LT375 | H | .375 | .495 | .10 | .063 | .056 | Call For Quote |
| 561-LT500 | H | .500 | .625 | .11 | .067 | .059 | Call For Quote |
| 561-LT625 | H | .625 | .745 | .14 | .096 | .077 | Call For Quote |

BRASS HEX SPACERS

- Threaded for screw sizes shown in table
- Zinc plated

| MOUSER STOCK NO. | Fig. | Length (In.) | Screw Size | Price Each | | | |
|------------------|------|--------------|------------|------------|------|------|------|
| | | | | 1 | 100 | 500 | 1000 |
| 534-1450A | K | 1/4 | 4-40 | .28 | .145 | .123 | .096 |
| 534-1450B | K | 3/8 | 4-40 | .34 | .169 | .143 | .111 |
| 534-1450C | K | 1/2 | 4-40 | .42 | .212 | .180 | .138 |
| 534-1829 | K | 5/8 | 4-40 | .57 | .286 | .244 | .190 |
| 534-1451A | K | 1/4 | 6-32 | .29 | .145 | .123 | .096 |
| 534-1451B | K | 3/8 | 6-32 | .34 | .169 | .143 | .111 |
| 534-1451C | K | 1/2 | 6-32 | .42 | .212 | .180 | .138 |
| 534-1451D | K | 5/8 | 6-32 | .57 | .286 | .244 | .190 |
| 534-1451E | K | 3/4 | 6-32 | .67 | .334 | .284 | .218 |
| 534-1635 | K | 1 | 6-32 | .68 | .338 | .287 | .222 |
| 534-1474A | K | 1/4 | 8-32 | .32 | .162 | .138 | .107 |
| 534-1474B | K | 3/8 | 8-32 | .34 | .169 | .143 | .111 |
| 534-1474C | K | 1/2 | 8-32 | .42 | .212 | .180 | .138 |
| 534-1834 | K | 5/8 | 8-32 | .57 | .286 | .244 | .190 |
| 534-1474D | K | 3/4 | 8-32 | .67 | .334 | .284 | .218 |
| 534-1474E | K | 1 | 8-32 | .68 | .338 | .287 | .222 |

BRASS HEX MALE/FEMALE THREADED SPACERS

Can be used as grounded PCB mounts

| MOUSER STOCK NO. | Fig. | Length (In.) | Screw Size | Price Each | | | |
|------------------|------|--------------|------------|------------|-----|------|------|
| | | | | 1 | 100 | 500 | 1000 |
| 534-1944 | L | 1/2 | 4-40 | .53 | .39 | .325 | .279 |
| 534-1945 | L | 5/8 | 4-40 | .54 | .40 | .329 | .284 |
| 534-1946 | L | 3/4 | 4-40 | .55 | .47 | .392 | .338 |
| 534-1947 | L | 1 | 4-40 | .58 | .53 | .440 | .378 |

NYLON SLACER SUPPORTS

- Fire retardant nylon
- Flexible
- For 1/16" PCB thickness
- Max. chassis thickness: .07"
- Easy PCB mounting

| MOUSER STOCK NO. | Fig. | Dimensions (In.) | | Price Each | | | |
|------------------|------|------------------|-------|------------|------|------|------|
| | | A | B | 1 | 100 | 500 | 1000 |
| 534-1927A | M | .250 | .937 | .13 | .067 | .055 | .033 |
| 534-1928A | M | .375 | 1.062 | .13 | .067 | .058 | .035 |
| 534-1929A | M | .500 | 1.187 | .14 | .071 | .062 | .037 |
| 534-1930A | M | .625 | 1.312 | .16 | .079 | .066 | .039 |

Hardware

NYLON MACHINE SCREWS

High quality screws made of durable corrosion resistant type 6/6 nylon (UL-94V2).

Flat Slotted 82°

For quantities greater than listed, call for quote.

| MOUSER STOCK NO. | Fig. | Dimensions (In.) | | Price Each | | |
|------------------|------|------------------|--------------|------------|------|------|
| | | Thread | Length (In.) | 1 | 100 | 1000 |
| 561-F440.25 | A | 4-40 | .25 | .18 | .068 | .045 |
| 561-F440.375 | A | 4-40 | .375 | .18 | .068 | .045 |
| 561-F440.5 | A | 4-40 | .50 | .18 | .068 | .045 |
| 561-F440.75 | A | 4-40 | .75 | .18 | .068 | .045 |
| 561-F440-1 | A | 4-40 | 1.00 | .18 | .068 | .045 |
| 561-F632.25 | A | 6-32 | .25 | .18 | .068 | .045 |
| 561-F632.375 | A | 6-32 | .375 | .18 | .068 | .045 |
| 561-F632.5 | A | 6-32 | .50 | .19 | .071 | .047 |
| 561-F632.75 | A | 6-32 | .75 | .19 | .071 | .047 |
| 561-F632-1 | A | 6-32 | 1.00 | .19 | .071 | .047 |
| 561-F832.25 | A | 8-32 | .25 | .19 | .071 | .047 |
| 561-F832.375 | A | 8-32 | .375 | .19 | .071 | .047 |
| 561-F832.5 | A | 8-32 | .50 | .19 | .071 | .047 |
| 561-F832.75 | A | 8-32 | .75 | .19 | .071 | .047 |
| 561-F832-1 | A | 8-32 | 1.00 | .19 | .071 | .047 |

Pan Slotted

For quantities greater than listed, call for quote.

| MOUSER STOCK NO. | Fig. | Thread | Length (In.) | Price Each | | |
|------------------|------|--------|--------------|------------|------|------|
| | | | | 1 | 100 | 1000 |
| 561-P440.25 | B | 4-40 | .25 | .18 | .068 | .045 |
| 561-P440.375 | B | 4-40 | .375 | .18 | .068 | .045 |
| 561-P440.5 | B | 4-40 | .50 | .18 | .068 | .045 |
| 561-P440.75 | B | 4-40 | .75 | .18 | .068 | .045 |
| 561-P440-1 | B | 4-40 | 1.00 | .18 | .068 | .045 |
| 561-P632.25 | B | 6-32 | .25 | .19 | .071 | .047 |
| 561-P632.375 | B | 6-32 | .375 | .19 | .071 | .047 |
| 561-P632.5 | B | 6-32 | .50 | .19 | .071 | .047 |
| 561-P632.75 | B | 6-32 | .75 | .19 | .071 | .047 |
| 561-P632-1 | B | 6-32 | 1.00 | .19 | .071 | .047 |
| 561-P832.25 | B | 8-32 | .25 | .19 | .071 | .047 |
| 561-P832.375 | B | 8-32 | .375 | .19 | .071 | .047 |
| 561-P832.5 | B | 8-32 | .50 | .19 | .071 | .047 |
| 561-P832.75 | B | 8-32 | .75 | .19 | .071 | .047 |
| 561-P832-1 | B | 8-32 | 1.00 | .19 | .071 | .047 |

Round Slotted

Nylon 6/6 meets MIL-M20693B "A" type 1, LP410A, and ASTM D789-66 type 1, GDE 2 (UL-94V2)

For quantities greater than listed, call for quote.

| MOUSER STOCK NO. | Fig. | Thread | Length (In.) | Price Each | | |
|------------------|------|--------|--------------|------------|------|------|
| | | | | 1 | 100 | 1000 |
| 561-J440.25 | C | 4-40 | .25 | .18 | .068 | .044 |
| 561-J440.375 | C | 4-40 | .375 | .18 | .068 | .044 |
| 561-J440.5 | C | 4-40 | .50 | .18 | .068 | .044 |
| 561-J440.75 | C | 4-40 | .75 | .18 | .068 | .046 |
| 561-J440-1 | C | 4-40 | 1.00 | .18 | .068 | .046 |
| 561-J632.25 | C | 6-32 | .25 | .18 | .068 | .046 |
| 561-J632.375 | C | 6-32 | .375 | .18 | .068 | .046 |
| 561-J632.5 | C | 6-32 | .50 | .19 | .069 | .046 |
| 561-J632.75 | C | 6-32 | .75 | .19 | .070 | .047 |
| 561-J632-1 | C | 6-32 | 1.00 | .19 | .070 | .047 |
| 561-J832.25 | C | 8-32 | .25 | .19 | .070 | .047 |
| 561-J832.375 | C | 8-32 | .375 | .19 | .070 | .047 |
| 561-J832.5 | C | 8-32 | .50 | .19 | .070 | .047 |
| 561-J832.75 | C | 8-32 | .75 | .19 | .070 | .047 |
| 561-J832-1 | C | 8-32 | 1.00 | .19 | .070 | .047 |
| 561-J1032.25 | C | 10-32 | .25 | .22 | .081 | .053 |
| 561-J1032.375 | C | 10-32 | .375 | .22 | .081 | .053 |
| 561-J1032.50 | C | 10-32 | .50 | .22 | .081 | .053 |
| 561-J1032.75 | C | 10-32 | .75 | .22 | .081 | .053 |
| 561-J1032-1 | C | 10-32 | 1.00 | .22 | .081 | .053 |
| 561-J250.25 | C | 1/4-20 | .25 | .25 | .095 | .061 |
| 561-J250.375 | C | 1/4-20 | .375 | .25 | .095 | .061 |
| 561-J250.50 | C | 1/4-20 | .50 | .25 | .095 | .061 |
| 561-J250.75 | C | 1/4-20 | .75 | .25 | .095 | .061 |
| 561-J250-1 | C | 1/4-20 | 1.00 | .25 | .095 | .061 |

KEYSTONE FIBER WASHERS * NYLON WASHER

Material: Commercial grade fiber per ASTM D710.

Flat Washers

For quantities greater than listed, call for quote.

| MOUSER STOCK NO. | Fig. | Screw Size | Dimensions (In.) | | | Price Each | | |
|------------------|------|------------|------------------|------|-------|------------|------|------|
| | | | A | B | C | 1 | 100 | 1000 |
| 534-3368 | D | 4 | .12 | .25 | .0625 | .05 | .024 | .011 |
| 534-3201 | D | 6 | .14 | .375 | .0625 | .06 | .028 | .013 |
| 534-3372 | D | 8 | .171 | .375 | .0625 | .05 | .024 | .013 |
| 534-3208 | D | 10 | .196 | .375 | .0625 | .05 | .024 | .013 |
| 534-3373 | D | 1/4 | .26 | .50 | .0625 | .06 | .028 | .016 |
| 534-3222 | D | 3/8 | .385 | .625 | .0625 | .06 | .028 | .019 |

Shoulder Washers

For quantities greater than listed, call for quote.

| MOUSER STOCK NO. | Fig. | Screw Size | Dimensions (In.) | | | | | Price Each | | |
|------------------|------|------------|------------------|------|------|------|------|------------|------|------|
| | | | A | B | C | D | E | 1 | 100 | 1000 |
| 534-3049 | E | 4 | .115 | .218 | .04 | .031 | .135 | .10 | .05 | .029 |
| 534-3062 | E | 4 | .115 | .25 | .062 | .031 | .187 | .13 | .064 | .024 |
| 534-3233 | E | 6 | .141 | .375 | .093 | .031 | .24 | .13 | .063 | .042 |
| 534-3065 | E | 8 | .176 | .375 | .093 | .031 | .246 | .10 | .051 | .027 |
| 534-4698 | E | 10 | .14 | .25 | .062 | .031 | .187 | .11 | .084 | .048 |
| 534-4702 | E | 10 | .194 | .375 | .093 | .031 | .308 | .08 | .040 | .028 |
| 534-4711 | E | 1/4 | .253 | .50 | .093 | .031 | .308 | .08 | .038 | .030 |
| 534-3069 | E | 3/8 | .385 | .625 | .093 | .031 | .498 | .13 | .063 | .040 |

NYLON WASHERS

For quantities greater than listed, call for quote.

| MOUSER STOCK NO. | Fig. | Screw Size | Dimensions (In.) O.D. x I.D. x .062T | Price Each | | |
|------------------|------|------------|---|------------|------|------|
| | | | | 1 | 100 | 1000 |
| 561-D262 | F | 2 | .25 x .09 | .06 | .021 | .016 |
| 561-D462 | F | 4 | .25 x .115 | .06 | .021 | .016 |
| 561-D662 | F | 6 | .312 x .14 | .06 | .021 | .016 |
| 561-D862 | F | 8 | .375 x .171 | .07 | .032 | .021 |
| 561-D1062 | F | 10 | .375 x .194 | .07 | .034 | .021 |
| 561-D2562 | F | 1/4 | .50 x .257 | .07 | .034 | .021 |
| 561-D31262 | F | 5/16 | .50 x .317 | .07 | .032 | .021 |
| 561-D37562 | F | 3/8 | .625 x .38 | .07 | .032 | .021 |
| 561-D43762 | F | 7/16 | .75 x .443 | .08 | .042 | .032 |
| 561-D50062 | F | 1/2 | .75 x .505 | .08 | .042 | .032 |

NYLON NUTS

Use with nylon machine screws for mounting semiconductors to heat sinks.

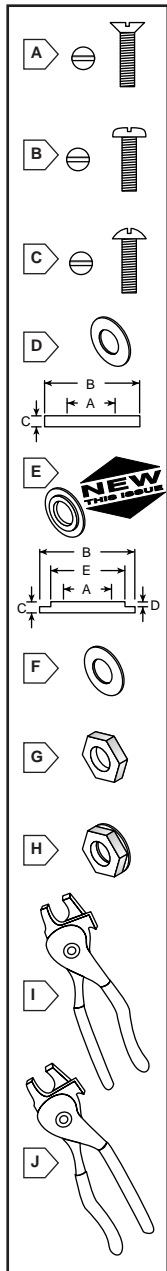
For quantities greater than listed, call for quote.

| MOUSER STOCK NO. | Fig. | Description | Size | Price Each | | |
|------------------|------|-------------|--------|------------|------|------|
| | | | | 1 | 100 | 1000 |
| 561-G440 | G | Hex nut | 4-40 | .16 | .059 | .039 |
| 561-G632 | G | Hex nut | 6-32 | .16 | .059 | .039 |
| 561-G832 | G | Hex nut | 8-32 | .16 | .059 | .039 |
| 561-G1032 | G | Hex nut | 10-32 | .17 | .063 | .041 |
| 561-G25020 | G | Hex nut | 1/4-20 | .18 | .068 | .047 |
| 561-H440 | H | Lock nut | 4-40 | .24 | .089 | .061 |
| 561-H632 | H | Lock nut | 6-32 | .24 | .089 | .061 |
| 561-H832 | H | Lock nut | 8-32 | .24 | .089 | .061 |
| 561-H1032 | H | Lock nut | 10-32 | .25 | .095 | .063 |
| 561-H25020 | H | Lock nut | 1/4-20 | .28 | .105 | .070 |

STRAIN RELIEF ASSEMBLY TOOLS

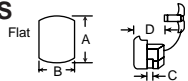
- Makes bushing installation a "breeze"
- One tool fits all
- Cushioned handles

| MOUSER STOCK NO. | Fig. | Description | Price Each | |
|------------------|------|--|------------|------|
| | | | 1 | 5 |
| 561-M0022 | I | Cushioned handles, adjustable to all sizes | 58.78 | Call |
| 561-M0023 | J | Ergonomic handles, adjustable to all sizes | 58.78 | Call |



STRAIN RELIEF BUSHINGS

Black Nylon E96397 LR60335



Note: All bushings can be used with a round mounting hole (dimension A). Holes shaped with flats prevent rotation of the bushing if cable is subject to twist.

For quantities greater than listed, call for quote.

| MOUSER STOCK NO. | Cable Cross Section | Cables Accommodated | | | | Dimensions (In.) | | | | Price Each | | | | |
|------------------|---------------------|---------------------|------|--------|------|------------------|---------------|------|----------------|------------|------|------|------|------|
| | | Cable Type | | Height | | Dia. | Mounting Hole | | Bushing Length | 1 | 100 | | | |
| | | Min. | Max. | Min. | Max. | | A | B | | | | C | D | |
| 561-MP3P4 | Flat | SP-1, SPT-1 | .12 | .12 | .222 | .222 | --- | .437 | .39 | .062 | .41 | .08 | .048 | |
| 561-MP4K1 | Flat | SPT-2, HPN | .15 | .16 | .28 | .40 | --- | .50 | .46 | .095 | .495 | .13 | .069 | |
| 561-MP4K4 | Flat | SPT-1, SPT-2, HPN | .12 | .12 | .30 | .30 | --- | .50 | .465 | .10 | .406 | .10 | .057 | |
| 561-MP4N4 | Flat | SPT-1, SPT-2, HPN | .12 | .12 | .30 | .30 | --- | .50 | .465 | .062 | .406 | .13 | .069 | |
| 561-MP5K4 | Flat | SPT-2 | .15 | .15 | .16 | .16 | --- | .562 | .53 | .125 | .609 | .17 | .099 | |
| 561-MP30-1 | Flat | SPT-2, SPT-1 | .12 | .16 | .30 | .41 | --- | .56 | .73 | .125 | .67 | .20 | .113 | |
| 561-MP5N4 | Round | SV, SVT, HPD | --- | --- | --- | --- | --- | .29 | .50 | .45 | .062 | .438 | .10 | .057 |
| 561-MP5P4 | Round | SV, SVT, HPD | --- | --- | --- | --- | --- | .29 | .50 | .45 | .10 | .438 | .10 | .051 |
| 561-MP6N34 | Round | SJ, SJT | --- | --- | --- | --- | --- | .43 | .625 | .55 | .062 | .58 | .20 | .114 |
| 561-MP6N4 | Round | SJT, SJO | --- | --- | --- | --- | --- | .30 | .625 | .55 | .062 | .58 | .20 | .114 |
| 561-MP6P34 | Round | SJ, SJT, SJO | --- | --- | --- | --- | --- | .36 | .625 | .55 | .125 | .58 | .17 | .082 |
| 561-MP6P4 | Round | SJ, SJT, SJO | --- | --- | --- | --- | --- | .30 | .625 | .55 | .125 | .58 | .20 | .101 |
| 561-MP6W1 | Round | SJ, SJT, SJO | --- | --- | --- | --- | --- | .30 | .50 | .465 | .09 | .437 | .13 | .061 |
| 561-MP7W20 | Round | SJ, S, STO | --- | --- | --- | --- | --- | .43 | .875 | .77 | .125 | .75 | .32 | .155 |

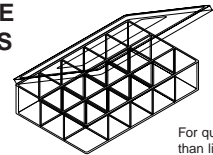
90° Angle Style

For quantities greater than listed, call for quote.

| | | | | | | | | | | | | | | |
|------------|-------|------------|-----|-----|-----|-----|-----|------|-----|------|------|------|------|------|
| 561-MP13L1 | Flat | SPT-1 | .12 | .12 | .22 | .22 | --- | .437 | .39 | .062 | .05 | .16 | .091 | |
| 561-MP14L1 | Flat | SPT-2, HPN | .15 | .16 | .28 | .30 | --- | .50 | .45 | .10 | .687 | .19 | .107 | |
| 561-MP15L1 | Round | SV | --- | --- | --- | --- | --- | .265 | .50 | .45 | .10 | .687 | .19 | .107 |

NYLON HARDWARE ASSORTMENT KITS

Plastic storage box included



For quantities greater than listed, call for quote.

| MOUSER STOCK NO. | Description | Price Each | |
|------------------|---|------------|------|
| | | 1 | 10 |
| 524-11-516 | 20 round head screws, 20 binding head screws, 40 hex nuts, 40 washers | 10.07 | 9.06 |

• Type 6/6 nylon • Indexed For quantities greater than listed, call for quote.

| MOUSER STOCK NO. | Description | Price Each | | |
|------------------|-----------------------------------|------------|-------|-------|
| | | 1 | 5 | 10 |
| 561-M1996 | 290 cable clamps, 18 sizes | 46.66 | 44.62 | 42.60 |
| 561-M1995 | 140 cable clips, 15 sizes | 28.33 | 27.10 | 25.86 |
| 561-M1994 | 700 PCB posts, 10 sizes | 46.66 | 44.62 | 42.60 |
| 561-M1993 | 300 shoulder washers, 30 sizes | 28.33 | 27.10 | 25.86 |
| 561-M1992 | 340 spacer/standoffs, 40 sizes | 46.66 | 44.62 | 42.60 |
| 561-M1991 | 180 transistor hardware, 17 sizes | 28.33 | 27.10 | 25.86 |
| 561-M1997 | 500 flat washers, 40 sizes | 28.33 | 27.10 | 25.86 |
| 561-M1998 | 750 screws and nuts, 40 sizes | 46.66 | 44.62 | 42.60 |
| 561-M1999 | 108 strain reliefs, 12 sizes | 28.33 | 27.10 | 25.86 |

Hardware

ZINC PLATED HARDWARE

High quality zinc-plated steel fasteners available for your production needs and conveniently packaged 100 pieces per box.

Phillips Pan Head Sheet Metal Screws

• Sold per box of 100 only

| MOUSER STOCK NO. | Fig. | Screw Size | Length (In.) | Price Per Box | | | |
|------------------|------|------------|--------------|---------------|------|------|------|
| | | | | 1 | 5 | 10 | 25 |
| 5721-4-3/8 | A | 4 | 3/8 | 2.40 | 2.00 | 1.60 | 1.12 |
| 5721-4-1/2 | A | 4 | 1/2 | 2.76 | 2.30 | 1.84 | 1.29 |
| 5721-4-3/4 | A | 4 | 3/4 | 3.15 | 2.63 | 2.10 | 1.47 |
| 5721-6-3/8 | A | 6 | 3/8 | 2.64 | 2.20 | 1.76 | 1.23 |
| 5721-6-1/2 | A | 6 | 1/2 | 2.85 | 2.38 | 1.90 | 1.33 |
| 5721-6-3/4 | A | 6 | 3/4 | 3.27 | 2.73 | 2.18 | 1.53 |
| 5721-8-3/8 | A | 8 | 3/8 | 3.27 | 2.73 | 2.18 | 1.53 |
| 5721-8-1/2 | A | 8 | 1/2 | 3.54 | 2.95 | 2.36 | 1.65 |
| 5721-8-3/4 | A | 8 | 3/4 | 4.17 | 3.48 | 2.78 | 1.95 |
| 5721-10-3/8 | A | 10 | 3/8 | 4.02 | 3.35 | 2.68 | 1.88 |
| 5721-10-1/2 | A | 10 | 1/2 | 4.26 | 3.55 | 2.84 | 1.99 |
| 5721-10-3/4 | A | 10 | 3/4 | 4.65 | 3.88 | 3.10 | 2.17 |

Round Head Machine Screws

• Sold per box of 100 only

| MOUSER STOCK NO. | Fig. | Screw Size | Length (In.) | Price Per Box | | | |
|------------------|------|------------|--------------|---------------|------|------|------|
| | | | | 1 | 5 | 10 | 25 |
| 5721-256-1/4 | B | 2-56 | 1/4 | 2.97 | 2.48 | 1.98 | 1.39 |
| 5721-256-3/8 | B | 2-56 | 3/8 | 3.27 | 2.78 | 2.18 | 1.53 |
| 5721-256-1/2 | B | 2-56 | 1/2 | 3.06 | 2.55 | 2.04 | 1.43 |
| 5721-440-1/4 | B | 4-40 | 1/4 | 1.37 | 1.29 | 1.10 | 1.10 |
| 5721-440-3/8 | B | 4-40 | 3/8 | 1.30 | 1.29 | 1.01 | 1.01 |
| 5721-440-1/2 | B | 4-40 | 1/2 | 1.37 | 1.29 | 1.10 | 1.10 |
| 5721-440-3/4 | B | 4-40 | 3/4 | 1.73 | 1.63 | 1.49 | 1.40 |
| 5721-632-1/4 | B | 6-32 | 1/4 | 1.52 | 1.37 | 1.22 | 1.14 |
| 5721-632-3/8 | B | 6-32 | 3/8 | 1.60 | 1.44 | 1.28 | 1.20 |
| 5721-632-1/2 | B | 6-32 | 1/2 | 1.66 | 1.49 | 1.33 | 1.25 |
| 5721-632-3/4 | B | 6-32 | 3/4 | 1.72 | 1.55 | 1.38 | 1.29 |
| 5721-832-1/4 | B | 8-32 | 1/4 | 2.15 | 1.98 | 1.72 | 1.55 |
| 5721-832-3/8 | B | 8-32 | 3/8 | 2.23 | 2.05 | 1.78 | 1.60 |
| 5721-832-1/2 | B | 8-32 | 1/2 | 2.25 | 2.07 | 1.80 | 1.62 |
| 5721-832-3/4 | B | 8-32 | 3/4 | 2.33 | 2.14 | 1.86 | 1.67 |
| 5721-1032-1/4 | B | 10-32 | 1/4 | 2.89 | 2.40 | 1.93 | 1.39 |
| 5721-1032-3/8 | B | 10-32 | 3/8 | 2.70 | 2.25 | 1.80 | 1.26 |
| 5721-1032-1/2 | B | 10-32 | 1/2 | 2.82 | 2.35 | 1.88 | 1.32 |
| 5721-1032-3/4 | B | 10-32 | 3/4 | 3.29 | 2.60 | 2.14 | 2.14 |

Flat Washers

• Nickel-plated steel • Sold per box of 100 only

| MOUSER STOCK NO. | Fig. | Size | O.D. (In.) | Price Per Box | | |
|------------------|------|------|------------|---------------|------|----------------|
| | | | | 1 | 10 | 50 |
| 524-11-142C | C | 4 | 9/32 | 2.54 | 2.28 | |
| 524-11-146C | C | 6 | 3/8 | 2.59 | 2.33 | Call For Quote |
| 538-MW-403C | C | 8 | 3/8 | 2.49 | 2.23 | |
| 538-MW-410C | C | 3/8 | 7/8 | 4.60 | 4.14 | |
| 538-MW-404C | C | 10 | 7/16 | 2.35 | 2.17 | |

Lock Washers

• Zinc-plated steel • Sold per box of 100 only

| MOUSER STOCK NO. | Fig. | Size | Style | Price Per Box | | | |
|------------------|------|-------|----------------|---------------|------|------|------|
| | | | | 1 | 5 | 10 | 25 |
| 5721-LWS-4 | D | 4 | Split | 2.55 | 2.13 | 1.70 | 1.19 |
| 5721-LWS-6 | D | 6 | Split | 1.50 | 1.25 | 1.00 | .70 |
| 5721-LWS-8 | D | 8 | Split | 1.56 | 1.30 | 1.04 | .73 |
| 5721-LWS-10 | D | 10 | Split | 1.68 | 1.40 | 1.12 | .78 |
| 5721-LWS-7/16 | D | 7/16" | Split | 5.55 | 4.63 | 3.70 | 2.59 |
| 5721-LWI-6 | E | 6 | Internal Tooth | 1.32 | 1.23 | 1.15 | 1.15 |
| 5721-LWI-8 | E | 8 | Internal Tooth | 1.47 | 1.38 | 1.29 | 1.29 |
| 5721-LWI-10 | E | 10 | Internal Tooth | 1.57 | 1.47 | .98 | .69 |

Hex Nuts

• Zinc-plated steel • Sold per box of 100 only

| MOUSER STOCK NO. | Fig. | Size | Price Per Box | | | |
|------------------|------|-------|---------------|------|------|------|
| | | | 1 | 5 | 10 | 25 |
| 5721-256 | F | 2-56 | 2.40 | 2.00 | 1.60 | 1.12 |
| 5721-440 | F | 4-40 | 2.34 | 1.95 | 1.56 | 1.09 |
| 5721-632 | F | 6-32 | 2.40 | 2.00 | 1.60 | 1.12 |
| 5721-832 | F | 8-32 | 2.46 | 2.05 | 1.64 | 1.15 |
| 5721-1032 | F | 10-32 | 2.31 | 1.93 | 1.54 | 1.08 |

METRIC HARDWARE

Low profile metric nuts for switches, potentiometers, LED'S, plugs, and jacks. Material: steel (except knurled nuts, which are brass). An asterisk (*) denotes nickel-plated. Others are zinc plated.

Knurled Nuts

• Brass

| MOUSER STOCK NO. | Fig. | Thread Size(mm) | Dim. (mm) | | | Price Each | | | |
|------------------|------|-----------------|-----------|-----|-----|------------|------|------|----------------|
| | | | A | B | T | 1 | 100 | 1000 | 10,000 |
| * 48KN004 | G | M4 x .50 | 6 | 4 | 1.5 | .16 | .048 | .044 | Call For Quote |
| * 48KN005 | G | M4.5 x .50 | 6 | 3.5 | 1.5 | .08 | .025 | .023 | |
| * 48KN006 | G | M6 x .50 | 8 | 6 | 1.5 | .19 | .057 | .052 | |
| * 48KN007 | G | M6 x .50 | 8 | 6 | 2 | .24 | .08 | .07 | |

Hex Nuts

| MOUSER STOCK NO. | Fig. | Thread Size(mm) | Dim. (mm) | | | Price Each | | | |
|------------------|------|-----------------|-----------|------|-----|------------|------|------|----------------|
| | | | A | B | T | 1 | 100 | 1000 | 10,000 |
| 48AN006 | H | M6 x 0.75 | 9 | 8 | 2 | .10 | .027 | .025 | |
| 48AN007 | H | M7 x 0.75 | 11 | 10 | 2 | .10 | .027 | .025 | |
| 481-0007 | H | M7 x 0.75 | 11 | 10 | 2 | .11 | .030 | .028 | |
| † 481-0017 | H | M7 x 0.75 | 11 | 10 | 2 | .15 | .070 | .060 | |
| * 48AN008 | H | M8 x 0.75 | 12 | 11 | 2 | .10 | .027 | .025 | Call For Quote |
| * 48AN009 | H | M9 x 0.75 | 13.5 | 12 | 2 | .10 | .027 | .025 | |
| * 481-0009 | H | M9 x 0.75 | 13.5 | 12 | 2 | .11 | .030 | .028 | |
| * 481-0095 | H | M9.5 x 0.75 | 15.3 | 14.4 | 2.2 | .32 | .24 | .21 | |
| * 481-9575 | H | M9.5 x 0.75 | 14.3 | 12.5 | 2.5 | .17 | .059 | .046 | |
| * 481-0010 | H | M10 x 1.00 | 16 | 14 | 2 | .16 | .042 | .039 | |
| * 48AN010 | H | M10 x 1.00 | 13.5 | 12 | 2 | .16 | .042 | .039 | |
| * 48AN011 | H | M11 x 1.00 | 16 | 14 | 2 | .18 | .051 | .047 | |
| * 48AN012 | H | M12 x 1.75 | 16 | 14 | 2 | .20 | .060 | .055 | |

† Special 7M nut. Inside diameter will fit over 1/4" round potentiometer shafts

* Equivalent to 3/8 x 32 NEF

Star Washer

| MOUSER STOCK NO. | Fig. | Size (mm) | Style | Price Each | | | |
|------------------|------|-----------|----------------|------------|------|------|----------------|
| | | | | 1 | 100 | 1000 | 10,000 |
| 481-0685 | E | 5 | Internal tooth | .05 | .016 | .014 | |
| 481-0686 | E | 6 | Internal tooth | .08 | .024 | .021 | Call For Quote |
| 481-0687 | E | 7 | Internal tooth | .10 | .032 | .029 | |
| 481-0688 | E | 8 | Internal tooth | .12 | .040 | .036 | |
| 481-0680 | E | 10 | Internal tooth | .17 | .056 | .050 | |
| 481-0682 | E | 12 | Internal tooth | .20 | .064 | .058 | |

Anti-Rotation Tab Lock Washer

| MOUSER STOCK NO. | Fig. | Size (mm) | Style | Price Each | | | |
|------------------|------|-----------|--------------|------------|------|------|--------|
| | | | | 1 | 100 | 1000 | 10,000 |
| 481-0676 | I | 6 | Internal tab | .10 | .032 | .029 | Call |

Flat Washers

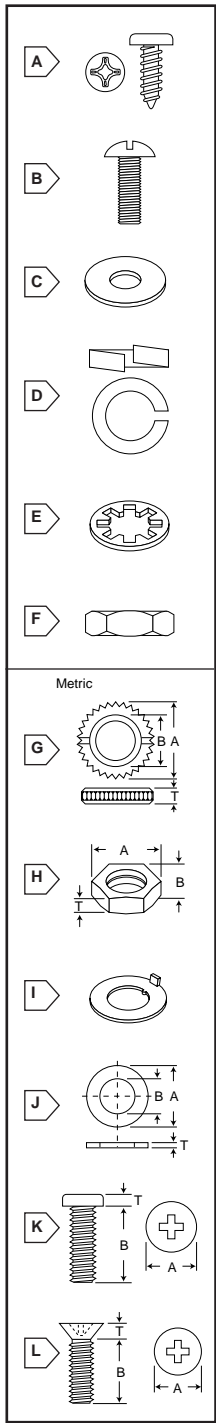
| MOUSER STOCK NO. | Fig. | Thread Size(mm) | Dim. (mm) | | | Price Each | | | |
|------------------|------|-----------------|-----------|---|----|------------|------|------|----------------|
| | | | A | B | T | 1 | 100 | 1000 | 10,000 |
| 48CW007 | J | M7 | 12 | 7 | .5 | .05 | .013 | .011 | Call For Quote |
| 48CW008 | J | M8 | 14 | 8 | .5 | .05 | .013 | .011 | |
| 48CW009 | J | M9 | 14 | 9 | .5 | .05 | .013 | .011 | |

Pan Head Phillips Screw

| MOUSER STOCK NO. | Fig. | Thread Size(mm) | Dim. (mm) | | | Price Each | | | |
|------------------|------|-----------------|-----------|---|-----|------------|------|------|----------------|
| | | | A | B | T | 1 | 100 | 1000 | 10,000 |
| * 48SS002 | K | M1.7 x 0.35 | 3.1 | 4 | 1.3 | .03 | .010 | .009 | |
| * 48SM004 | K | M2 x 0.40 | 3.8 | 4 | 1.3 | .04 | .012 | .011 | Call For Quote |
| * 48SM006 | K | M2 x 0.40 | 3.1 | 6 | 1.1 | .04 | .012 | .011 | |
| * 48SM026 | K | M2.6 x 0.45 | 4 | 6 | 1.6 | .04 | .012 | .011 | |
| * 48SM003 | K | M3 x 0.50 | 5 | 6 | 2 | .04 | .012 | .011 | |

Flat Head Phillips Screw

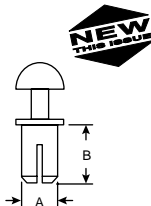
| MOUSER STOCK NO. | Fig. | Thread Size(mm) | Dim. (mm) | | | Price Each | | | |
|------------------|------|-----------------|-----------|-----|-----|------------|------|------|--------|
| | | | A | B | T | 1 | 100 | 1000 | 10,000 |
| * 48SS003 | L | M2.5 x 0.45 | 4 | 2.5 | 1.5 | .04 | .012 | .011 | Call |



NYLON SNAP RIVET

Designed for assemblies requiring fast and economical fasteners that can be installed without tools. The 2 piece molded fastener comes assembled ready for use. The Rivet is placed in the hole and the smooth, oversized head is pressed. The nylon designed legs expand and firmly lock the components permanently in place. They are molded in high dielectric (UL 94V2) Nylon 6/6 making them ideal for electronic applications.


| MOUSER STOCK NO. | Panel Thickness | Dimensions (In.) | | Price Each | | | |
|------------------|-----------------|------------------|------|------------|------|------|-------|
| | | A | B | 1 | 100 | 1000 | 5,000 |
| 561-SR0010 | .050 - .100 | .118 | .140 | .16 | .059 | .039 | .031 |
| 561-SR0012 | .122 - .160 | .122 | .220 | .16 | .059 | .039 | .031 |
| 561-SR0018 | .100 - .140 | .160 | .200 | .16 | .059 | .039 | .031 |
| 561-SR0020 | .144 - .188 | .166 | .240 | .18 | .070 | .047 | .040 |
| 561-SR0030 | .160 - .200 | .200 | .280 | .21 | .079 | .053 | .045 |
| 561-SR1660240 | .050 - .180 | .157 | .236 | .34 | .127 | .084 | .073 |
| 561-SR1660265 | .170 - .210 | .166 | .265 | .30 | .111 | .074 | .064 |



METRIC HARDWARE KIT

Contains:

240 nickel plated steel machine screws, 100 nickel plated steel nuts, 60 nickel plated steel spring lock washers, 60 steel E-rings

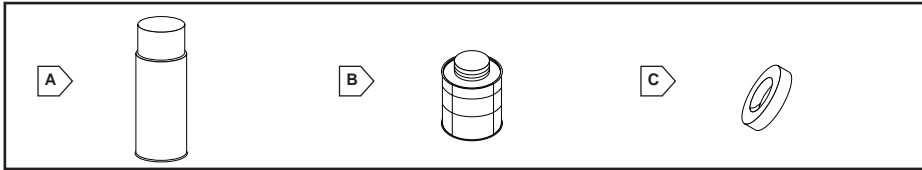


Sizes:
2mm, 2.6mm, 3mm, 4mm

| MOUSER STOCK NO. | Price Each |
|------------------|------------|
| 524-11-528 | 40.70 |

For quantities greater than listed call for quote.

3M Adhesive and Tape Products



SUPER 77 SPRAY ADHESIVE

A high tack, fast drying, transparent adhesive to permanently attach foils, carpeting, foams, paper, cloth, etc., to painted or unpainted metals, wood, hardboard, and other base materials. No meth. chloride, 1,1,1-trich., or chlorofluorocarbons.

Plus a UPS hazardous material charge per carton.

For quantities greater than listed, call for quote.

| MOUSER STOCK NO. | Fig. | Size | Price Each | |
|------------------|------|--------|------------|------|
| | | | 1 | 12 |
| 517-SUPER77 | A | 24 oz. | 9.68 | 8.71 |

SCOTCHKOTE WATER/OIL RESISTIVE COATING

Paint on type sealer, provides tough oil and water resistant outer seal on electrical connections. Use for splices on underwater cables or in high moisture applications.

Plus a UPS hazardous material charge per carton.

For quantities greater than listed, call for quote.

| | | | | |
|----------------|---|--------|-------|-------|
| 517-Scotchkote | B | 15 oz. | 15.43 | 13.89 |
|----------------|---|--------|-------|-------|

SHIELDING AND GROUNDING TAPE

Scotch Copper Foil Shielding Tape

Shields against EMI/RFI radiation. Meets UL 510 requirements for flame retardancy. For quantities greater than listed, call for quote.

| MOUSER STOCK NO. | Fig. | Size | Price Each | |
|------------------|------|-------------|------------|-------|
| | | | 1 | 10 |
| 517-1181-1.0 | C | 1" x 18 yds | 42.70 | 37.15 |

Scotch Electrical Semiconducting Tape

30-mil thick tape that is compatible with cable semiconducting jackets. Provides shield continuation for splices and termination on shielded cable. Meets requirements of ASTM D-4388, Type IV.

For quantities greater than listed, call for quote.

| | | | | |
|--------|---|------------|------|------|
| 517-13 | C | 3/4" x 15' | 7.19 | 6.35 |
|--------|---|------------|------|------|

VINYL ELECTRICAL TAPE

Scotch Heavy Duty Tape

10-mil thick tape offers abrasion resistance and mechanical protection for bus bar insulation. UL 510, ASTM D-2301 Type II and CSA 22.2.

For quantities greater than listed, call for quote.

| | | | | |
|--------|---|-------------|------|------|
| 517-22 | C | 3/4"x36 yds | 7.38 | 6.51 |
|--------|---|-------------|------|------|

Scotch Super 88 Tape

Premium-grade heavy-duty 8.5 mil, flame retardant, cold and weather-resistant tape with superior cold-weather handling features. Meets UL 510, MIL-1-24391, and CSA 22.2.

For quantities greater than listed, call for quote.

| | | | | |
|--------|---|------------|------|------|
| 517-88 | C | 3/4" x 66' | 3.50 | 3.09 |
|--------|---|------------|------|------|

VINYL ELECTRICAL TAPE

Scotch Super 33 Tape

Premium 7-mil, flame retardant, weather resist tape. Resists temperature and moisture for splicing. Meets requirements of UL 510, HHI-595, CSA 22.2.

For quantities greater than listed, call for quote.

| MOUSER STOCK NO. | Fig. | Size | Price Each | |
|------------------|------|------------|------------|------|
| | | | 1 | 10 |
| 517-33 | C | 3/4" x 66' | 3.77 | 3.33 |

Scotch 35 Tape for Color Coding

Premium-grade 7-mil flame retardant, weather resistant tape. Other widths and lengths available upon request. Meets requirements of UL 510 and CSA. Note: Do not use on neoprene jacketed cable.

For quantities greater than listed, call for quote.

| MOUSER STOCK NO. | Fig. | Description | Price Each | |
|------------------|------|----------------|------------|------|
| | | | 1 | 10 |
| 517-35BL | C | 3/4"x66' blue | 3.21 | 2.89 |
| 517-35GN | C | 3/4"x66' green | 3.21 | 2.89 |
| 517-35WH | C | 3/4"x66' white | 3.21 | 2.89 |
| 517-35YL | C | 3/4"x66' yel. | 3.21 | 2.89 |
| 517-35RD | C | 3/4"x66' red | 3.21 | 2.89 |

Highland Vinyl Plastic Tape

Flame retardant 7-mil tape used for holding, protecting and insulating. UL Listed for 80° C/176°F.

For quantities greater than listed, call for quote.

| MOUSER STOCK NO. | Fig. | Size | Price Each | |
|------------------|------|------------|------------|------|
| | | | 1 | 10 |
| 517-Highland | C | 3/4" x 66' | 1.51 | 1.34 |

Temflex Tape

Economy-grade, 7-mil tape. UL Listed and CSA Certified for 176°F and 80°C.

For quantities greater than listed, call for quote.

| MOUSER STOCK NO. | Fig. | Size | Price Each | |
|------------------|------|--------------|------------|------|
| | | | 1 | 10 |
| 517-1700 | C | 3/4" x 60' | .75 | .62 |
| 517-1700P | C | 1-1/2" x 44' | 1.62 | 1.43 |

INSULATING AND SPLICING TAPE

Scotch Self-Fusing Silicone Rubber Electrical Tape

12-mil tape. High temperature, track-resistant tape composed of fully cured inorganic silicone rubber. Can be used as primary cable insulation or as a protective overwrap for termination high-voltage wires.

For quantities greater than listed, call for quote.

| MOUSER STOCK NO. | Fig. | Size | Price Each | |
|------------------|------|----------|------------|-------|
| | | | 1 | 10 |
| 517-70 | C | 1" x 30' | 23.92 | 21.53 |

URETHANE FOAM TAPE


Designed for general purpose mounting and joining; they offer one-piece removal. Their high degree of conformability makes them well suited for joining rough, mismatched surfaces and the opened-cell foam makes excellent water and air seals.

| MOUSER STOCK NO. | Description | Price Per Reel | |
|------------------|--------------------------|----------------|-------|
| | | 1 | 5 |
| 517-4008 | 1/8" thick 1" x 36 yds. | 44.05 | 39.64 |
| 517-4016 | 1/16" thick 1" x 36 yds. | 31.45 | 28.31 |

WIRE MARKING AND LABELING

ScotchCode Wire Marker Tape Dispensers

Dispenser with ten refillable compartments for the easy-to-cut colored, lettered, or numbered tape.



For quantities greater than listed, call for quote.

| MOUSER STOCK NO. | Description | Price Each | |
|------------------|---|------------|-------|
| | | 1 | 5 |
| 517-STD09 | Dispenser, 1 roll each # 0-9 | 24.64 | 22.20 |
| 517-STD C | Dispenser, 1 roll each color: black, blue, brown, green, gray, orange, red, violet, white, and yellow | 24.64 | 22.20 |

Numbered Tape Refills

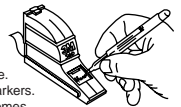
Fill in the blank () of the part number with the numbered refill you are ordering (0, 1, 2, 3, 4, 5, 6, 7, 8, 9)

For quantities greater than listed, call for quote.

| MOUSER STOCK NO. | Description | Price Each | |
|------------------|--------------------------|------------|------|
| | | 1 | 10 |
| 517-SER | Refill for numbered only | 1.56 | 1.38 |

ScotchCode Write-On Wire Marker Tape Dispensers and Refills

Dispensers provide a smooth, stable writing surface. Use for cable, motor panels, control panels or sub-assemblies --- any wire or cable. SLW comes with SMP marker pen and 70 markers. SLW is disposable with no refill. The SWD comes with the pen and 250 markers.



For quantities greater than listed, call for quote.

| MOUSER STOCK NO. | Description | Price Each | |
|------------------|---|------------|-------|
| | | 1 | 10 |
| 517-SLW | Dispenser for large write-on wire markers, size 1" x 5" | 22.93 | 20.64 |
| 517-SWD | Dispenser for write-on markers, size 3/4" x 1-3/8" | 19.55 | 17.60 |
| 517-SWD-R | Write-on marker refills, size 3/4" x 1-3/8" | 15.11 | 13.60 |

ScotchCode Marking Pens

Pens feature an extra-fine point with quick-drying water-resistant ink. For use with write-on markers and on other non-porous surfaces.

For quantities greater than listed, call for quote.

| MOUSER STOCK NO. | Color | Price Each | |
|------------------|---------------------|------------|------|
| | | 1 | 10 |
| 517-SMP | Permanent black ink | 3.84 | 3.46 |
| 517-SMP-R | Permanent red ink | 3.84 | 3.46 |

3M HOOK AND LOOP FASTENERS

Scotchmate Self-Adhering Hook and Loop Fasteners

One inch wide, self-adhering, hook and loop fastening systems. Nylon hooks mesh with pliable loops for fast secure closure. Adhesive backing adheres instantly to many surfaces.

- Mini-pack, consists of two strips of flexible nylon material, one with hooks, the other with loops.

By the Foot

| MOUSER STOCK NO. | Description | Price Per Foot | |
|------------------|-------------|----------------|------|
| | | 1 | 10 |
| 517-3526-FT | 1" black | 2.39 | 2.17 |

By the Reel (4.9 Yards)

| MOUSER STOCK NO. | Description | Price Per Reel | |
|------------------|-------------|----------------|-------|
| | | 1 | 5 |
| 517-3526/REEL | 1" black | 30.43 | 27.38 |

Black Dual Lock Self-Adhering Reclosable Fasteners

Black one inch wide, self-adhering, reclosable fastening systems is five times stronger than conventional hook and loop fasteners. Adhesive backing adheres instantly to many surfaces. Has an audible "snap" to assure secure closure.

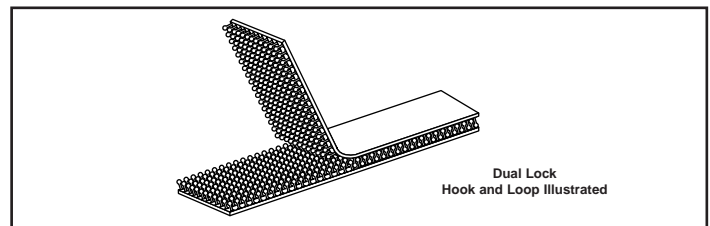
- Mini-pack, consists of two strips of flexible nylon material, one with hooks, the other with loops.

By the Foot

| MOUSER STOCK NO. | Description | Price Per Foot | |
|------------------|-------------|----------------|------|
| | | 1 | 10 |
| 517-3541-FT | Dual lock | 3.43 | 3.08 |

By the Reel (1" x 4.9 Yards)

| MOUSER STOCK NO. | Description | Price Per Reel | |
|------------------|-------------|----------------|-------|
| | | 1 | 5 |
| 517-3541/REEL | Dual lock | 43.44 | 39.51 |



Clear Dual Lock Self-Adhering Reclosable Fasteners

Clear one inch wide, self-adhering, reclosable fastening system - Stem type 250. Five times stronger than conventional hook and loop fasteners. Audible snap assures secure closure. Adhesive backing instantly bonds to many surfaces.

- Mini-pack, consists of two strips of flexible nylon material, one with hooks, the other with loops.

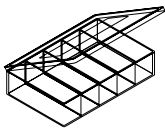
By the Foot

| MOUSER STOCK NO. | Description | Price Per Foot | |
|------------------|-------------|----------------|------|
| | | 1 | 10 |
| 517-3560-FT | Dual lock | 5.52 | 4.97 |

By the Reel (1" x 4.9 Yards)

| MOUSER STOCK NO. | Description | Price Per Reel | |
|------------------|-------------|----------------|-------|
| | | 1 | 5 |
| 517-3560/REEL | Dual lock | 69.44 | 63.19 |

Prototype Kits



- Designed for engineers, prototype and repair benches, school labs, short production runs, and hobbyists.
- No guesswork. Our kits spell out exactly what you get.
- Production quantities of all listed components are in stock. Call for Quote.
- Compare kits on this page with anyone else's and you will see why quality, price, selection, and convenience are reasons to purchase component kits from Mouser.

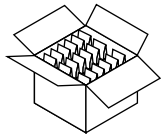
Capacitor Kits

| MOUSER STOCK NO. | Type | Range of Values | Pieces in Each Kit | Description | Price Each |
|------------------|-------------------------------------|-----------------|--------------------|---|------------|
| 370-540-1 | Tantalum, ±10%, 6.3-35 volt, radial | .1-100µF | 120 | 10 each: .1, .15, .22, .33, .47, .68 (35WVDC), 5 each: 1.0 (35WVDC), 2.2, 4.7, 10, (25WVDC), 3.3, 4.7, 6.8, 22, (16WVDC), 33, (10WVDC), 15, 47, 100 (6.3WVDC) | 49.95 |
| 370-140PFK-1 | Polyester, ±10%, 100 volt, radial | .001-.47µF | 175 | 10 each: .001, .0015, .002, .0022, .0033, .005, .01, .015, .02, .022, .033, .047, .05, .068, .1, .15, .22, 5 each: .47 | 23.95 |
| 370-140PFF-1 | Polyester, ±2%, 100 volt, radial | .001-.1µF | 120 | 10 each: .001, .0015, .0022, .0033, .0047, .01, .015, .022, .033, .047, .068, .1 | 49.95 |
| 370-GP50-1 | Ceramic disc, 50 volt, radial | 5pF-.1µF | 360 | 20 each: 5, 10, 22, 33, 47, 68, 100, 220, 270, 330, 470, 500pF, .001, .002, .005, .01, .05, .1 | 29.95 |
| 370-GP500-1 | Ceramic disc, 500 volt radial | 5pF-.02µF | 360 | 20 each: 5, 10, 22, 33, 47, 68, 82, 100, 220, 270, 330, 470, 500pF, .001, .002, .005, .01, .02 | 29.95 |
| 370-208-25 | Miniature electrolytic radial | 1-1,000µF | 85 | 10 each: 1, 2.2, 3.3, 4.7, 10 (50WVDC), 5 each: 22 (50WVDC), 33, 47 (35WVDC), 100, 220, 470, 1000 (25WVDC) | 33.95 |
| 370-PS-1 | Polystyrene film, ±5%, 50WVDC | 100-820pF | 120 | 10 each: 100, 120, 150, 180, 220, 270, 330, 390, 470, 560, 680, 820 (axial leads) | 24.95 |
| 370-PS-2 | Polystyrene film, ±5%, 50WVDC | .001-.01µF | 120 | 10 each: .001, .0012, .0015, .0018, .002, .0022, .0027, .0033, .0039, .005, .0068, .01 (axial leads) | 24.95 |
| 370-140XAL-1 | Miniature electrolytic axial | .47-1000µF | 80 | 10 each: .47, 1.0 (50V), 5 each: 2.2, 3.3, 4.7, 10, 20, 220, (50V), 33, 470, (35VDC), 47, 100, 330, 1000, (25VDC) | 29.95 |
| 370-140XAL-2 | Miniature electrolytic axial | 220-4700µF | 25 | 5 each: 220 (50VDC), 330 (25VDC), 3 each: 470 (35VDC), 1000 (25VDC), 1000 (50VDC) | 29.95 |
| 370-140XRL-1 | Miniature electrolytic radial | 1-1000µF | 80 | 10 each: 1, 2.2, 4.7, 22 (50V), 10 each: 10, 47 (35V) 5 each: 100, 470, 1000 (50VDC), 220 (35V) | 29.95 |
| 370-140MLR-1 | Micro-miniature Electrolytic radial | .1-220µF | 150 | 10 each: .1, .22, .33, .47, 1.0, 2.2, 3.3, 4.7, 10 (50V), 4.7, 22 (35V), 33 (25V), 47, 100 (16V), 220 (10V) | 49.95 |
| 370-5982-1 | Dipped Mica, ±5% | 1-2000pF | 120 | 5 each: 1, 2, 3 (300V), 5 each: 5, 10, 22, 33, 39, 47, 56, 75, 100, 220, 270, 330, 390, 470, 560, 680, 820, 1000, 1200, 1500, 2000, (500V) | 86.25 |
| 5987-KIT3 | SMT Polymer Alum., Low ESR | 4.7-33µF | 36 | 6 each: 33, 47, (6.3V), 6 each: 22, (8V), 6 each: 10, (12.5V), 6 each: 4.7, 6.8, (16V) | 66.80 |

"C-PAC" ASSORTMENT

Capacitor Kits

"C-PAC" kits are the same as above but are packaged with 100 or 200 of each value.



| MOUSER STOCK NO. | Type | Range of Values | Pieces in Each Kit | Description | Price Each |
|------------------|--------------------|-----------------|--------------------|--|------------|
| 370-140PFK-C1 | 100V±10% polyester | .001-.005µF | 600 | 100 each: .001, .0015, .002, .0022, .0033, .005 | 28.95 |
| 370-140PFK-C2 | 100V±10% polyester | .01-.047µF | 600 | 100 each: .01, .015, .02, .022, .033, .047 | 36.95 |
| 370-140PFK-C3 | 100V±10% polyester | .05-.047µF | 600 | 100 each: .05, .068, .1, .15, .22, .47 | 89.95 |
| 370-140PFK-C | 100V±10% polyester | .001-.047µF | 1800 | 100 each: All values listed above | 134.95 |
| 370-GP50-C | 50V ceramic disc | 5pF-.1µF | 3600 | 200 each: All values listed above in 370-GP50-1 | 89.95 |

Component Kits

| MOUSER STOCK NO. | Type | Range of Values | Pieces in Each Kit | Description | Price Each |
|------------------|-------------------------------------|------------------|--------------------|--|------------|
| 370-159-1 | Solderless connectors | ----- | 180 | 18 types of connectors and disconnects, insulated | 14.95 |
| 370-159-2 | Solderless connectors | ----- | 180 | 18 types of connects and disconnects, non-insulated | 14.95 |
| 370-333-1N1 | Diode/rectifiers (1 amp) | 50-1000PRV | 140 | 20 each: 1N4001, 1N4002, 1N4003, 1N4004, 1N4005, 1N4006, 1N4007 | 29.95 |
| 370-LED-2 | Light emitting diodes | ----- | 180 | 18 types T1, T 1 3/4, rectangle and square, clear and diffused lenses | 33.95 |
| 370-333Z-1 | Zener diodes (500mW) | 5.6-24 Volt | 100 | 5 each: of 20 values 5.6 to 24 volts, ±5% | 33.95 |
| 370-332-1 | Microprocessor crystals | 23 types | 46 | 2 each: 3.2768, 3.579545, 3.93216, 4.0, 4.096, 4.194304, 4.433, 4.9152, 5.0, 5.0688, 6.0, 6.144, 6.5536, 8.0, 10.0, 12.0, 12.069, 14.31818, 16.0, 18.0, 18.432, 19.2, 20.0MHz | 89.95 |
| 370-44FM-1 | Metric fuse kit | .5-10 amp | 60 | 10 each: .5, 1, 2, 3, 5 and 10 amp | 12.95 |
| 370-44FP-1 | Standard fast acting fuses | 1/4-5 amp | 180 | 30 each: .25, .50, 1.0, 2.0, 3.0, 5.0 amp 250 volt | 23.95 |
| 370-MOV-1 | Metal oxide varistor kit | 48-510V | 205 | 3 each: VZA series: 48, 130, 150; VZC series: 130, 150; 2 each: VZC series: 250; VZD series: 130, 150, 275, 510 | 32.95 |
| 370-NTC-T2 | NTC thermistors | 100Ω to 50KΩ | 60 | 5 each: 100, 200, 300, 500, 1K, 2K, 3K, 5K, 10K, 15K, 20K, 50K @ 25°C | 29.95 |
| 370-RFC-1 | RF choke (43LR series) | .22-1000µH | 180 | 10 each: .22, .47, 1.0, 2.2, 3.3, 4.7, 10, 15, 22, 33, 47, 68, 100, 220, 330, 470, 680, 1000µH | 49.95 |
| 370-EMCC | Epoxy miniature choke coils | .15µH to 1000µH | 240 | 10 each: .15, .22, .33, .47, .68, 1.0, 1.5, 2.2, 3.3, 4.7, 6.8, 10, 15, 22, 33, 47, 68, 100, 150, 220, 330, 470, 680, 1000µH | 89.95 |
| 370-ESCC | Epoxy small choke coils | .33 to 1000µH | 240 | 10 each: .33, .47, .68, 1.0, 1.5, 2.2, 3.3, 4.7, 6.8, 10, 12, 15, 18, 22, 27, 33, 47, 100, 150, 220, 330, 470, 680, and 1000µH | 89.95 |
| 370-TPV-1 | Trim pots 6, 8, 10mm vertical | 1KΩ to 500KΩ | 180 | 10 each: 321-2100 series 6mm: 1K, 5K, 10K, 50K, 100K, 500K, (.05W) .32RM series 8mm: 1K, 5K, 10K, 100K, 500K, (.1W) 32R series 10mm: 1K, 5K, 10K, 50K, 100K, 500K, (.1W) | 69.95 |
| 370-PT10 | Trim pots 10mm, vert. & horiz. | 500 to 500KΩ | 180 | 10 each: 500, 1K, 5K, 10K, 25K, 50K, 100K, 250K, and 500K in both horizontal and vertical mount | 69.95 |
| 370-TPH-1 | Trim pots 6, 8, 10mm horizontal | 1KΩ to 500KΩ | 180 | 10 each: 321-2000 series 6mm: 1K, 5K, 10K, 50K, 100K, 500K, (.05W) 32RH series 8mm: 1K, 5K, 10K, 50K, 100K, 500K (.1W) 32R series 10mm: 1K, 5K, 10K, 50K, 100K, 500K, (.1W) | 69.95 |
| 370-LIN-1 | Linear IC kit | ----- | 76 | 5 each: LM311, LM324, LM339, LF353, LM358, LM393, NE555, NE556, MC1488, MC1489, ULN2003A | 69.95 |
| 370-TRA-1 | Transistors | ----- | 180 | 3 each: LF347, LF356, LM741, LM1458, CA3130, CA3140, CA3059 | 39.95 |
| 370-511-1 | Transistors, power, TO-220 | ----- | 90 | 5 each: MJE3055T, MJE13005, MJE13007, TIP29, TIP29C, TIP30, TIP31C, TIP32, TIP32C, TIP41C, TIP42, TIP42C, TIP48, TIP120, TIP121, TIP122, TIP125, and TIP131 | 89.99 |
| 370-SMD-1 | Surface mount diode rectifiers | 1amp, 50-800PRV | 60 | 10 each: 1N4001, 1N4002, 1N4003, 1N4004, 1N4005, 1N4006 | 29.95 |
| 370-331-1 | 1 amp DIP silicon bridge rectifiers | 50-800PRV | 30 | 5 each: 50, 100, 200, 400, 600, 800PRV | 29.95 |
| 370-VRG-1 | Voltage regulator IC kit | 5V-18V, variable | 72 | 4 each: 7805, 7805A, 78M05, 78S05, 7905, 7808, 7908, 7812, 7812A, 78S12, 7912, 7815, 7915A, 7818, 7918, LM317T, LM337, LM723 | 59.95 |
| 370-331-2 | 200 PRV silicon bridge rectifiers | 1-15 amp | 80 | 10 each: 1, 1.5, 2, 3, 4, 6, 10, 15 (200PRV) | 159.95 |
| 370-526-1 | Semiconductor | ----- | 155 | NTE replacements, 25 different types (replaces 63,703 devices) | 249.95 |
| 370-526-2 | Semiconductor | ----- | 125 | NTE replacements, 25 different types (replaces 20,251 devices) | 219.50 |
| 370-164-1 | Binding post kit | ----- | 40 | 10 each: Red and black; 5 each: Blue, green, white, and yellow | 49.95 |
| 561-M1991 | Transistor hardware, nylon | ----- | 180 | Assortment: 17 styles and configurations | 28.33 |
| 561-M1992 | Spacers/standoffs, nylon | ----- | 340 | Assortment: 40 sizes and types | 46.66 |
| 561-M1993 | Shoulder washers, nylon | ----- | 300 | Assortment: 30 sizes and types | 28.33 |
| 561-M1994 | PCB posts, nylon | ----- | 700 | Assortment: 10 sizes and types | 46.66 |
| 561-M1995 | Cable clips, nylon | ----- | 140 | Assortment: 15 sizes and types | 28.33 |
| 561-M1996 | Cable clamps, nylon | ----- | 290 | Assortment: 18 sizes | 46.66 |
| 561-M1997 | Flat washers, nylon | ----- | 500 | Assortment: over 40 sizes | 28.33 |
| 561-M1998 | Screws & nuts, nylon | ----- | 750 | Assortment: over 40 sizes | 46.66 |
| 561-M1999 | Strain relief | ----- | 108 | 9 each: of the 12 most popular series | 28.33 |
| 524-11-528 | Metric hardware kit | 2-4mm | 108 | 2.0, 2.6, 3.0, and 4mm hardware | 44.24 |
| 383-1425 | Color coded wire jumper kit | #22 AWG | 560 | 25 pieces of 14 lengths #22 AWG solid | 12.58 |
| 538-KK-100 | Modular interconnection kit | .100" | --- | Designer/service kit for .100" center, K.K. series modular connectors | 39.95 |
| 538-KK-156 | Modular interconnection kit | .156" | --- | Designer/service kit for .156" center, K.K. series modular connectors | 39.95 |